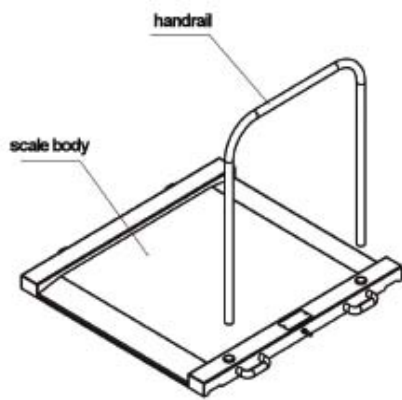
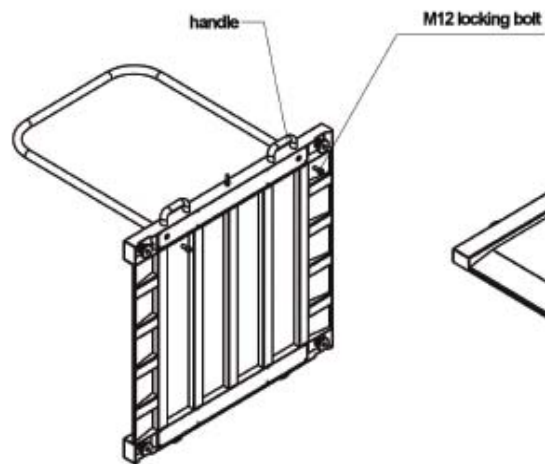


Steps:

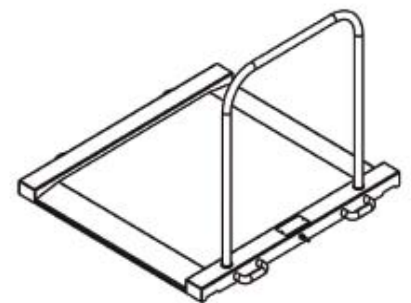
1. Insert the two ends of handrail into the holes of scale body. (Pic.1)
2. Hold the handles and turn the scale body by 90 degree, screw into 2XM12 bolts. (Pic 2)
3. Fasten the two bolts. (Take care as the scale body may move in this process.)
4. Hold the handles and place it in level, the installation is over. (Pic.3)



Pic.1



Pic.2



Pic.3