



VALUE IN  
WEIGHING

A Range of Postal and  
Shipping Scales for the  
Home, Office and Industry







With unparalleled accuracy and speed, you'll be able to efficiently weigh parcels and have them shipped out in record time.

## Envelopes and Small Parcels



**PS7:** This scale is science classroom experiments where weight or mass calculations need to be checked.

- **Capacity:** 7 lb x 0.002 lb, 7 lb x 0.01 oz, 3.2 kg x 1 g
- **Construction:** ABS plastic
- **Platform Dimension:** 5.5" x 5.2" / 140 mm x 133 mm
- **Power:** Two AAA batteries (included)



**PS25:** This low profile design is easy-to-use and store when space is limited. The flip-up letter stand makes weighing large envelopes and shipping tubes easy.

**311:** A basic scale for food science or basic classroom experiments that require weight or force.



- **Capacity:** 11 lb x 0.1 oz, 5000 g x 1 g
- **Construction:** ABS plastic injection molded case and platter (150% overload protection)
- **Platform Dimension:** 5.875" / 149 mm diameter
- **Power:** Four AA batteries (included)
- **Certification:** NSF

- **Capacity:** 25 lb x 0.2 oz / 11.5 kg x 20 g
- **Construction:** ABS case with flip up roll and flat holder
- **Platform Dimension:** 8.5" x 5.9" / 216 mm x 150 mm
- **Power:** Four AAA batteries or USB cable (both included)



Whether weighing small or large parcels, Brecknell has the right shipping scale that fits your needs.

## Large Parcels



**PS-USB:** Is a strong, robust, and accurate range of scales particularly suited to a wide variety of weighing applications.

- **Capacity:** 30 lb x 0.01 lb / 15 kg x 0.005 kg  
70 lb x 0.02 lb / 30 kg x 0.01 kg  
150 lb x 0.05 lb / 60 kg x 0.02 kg
- **Construction:** Durable cast aluminum upper load cell supporter and cast aluminum base with removable stainless steel platter
- **Platform Dimension:**  
14" x 12" / 355 mm x 305 mm
- **Power:** 9 VDC, 600mA adapter with center positive (included) or four AA batteries (not included) or USB (VCP) cable (included)
- **Certification:** NTEP, MC, NSF



**PS Slimline Series:** This scale is accurate, durable, reliable, portable and cost effective putting you at ease knowing you're in good hands.

- **Capacity:** 150 lb x 0.05 lb / 68 kg x 0.02 kg  
400 lb x 0.2 lb / 182 kg x 0.1 kg
- **Construction:** Low profile, portable, aluminum diecast base with ribbed and powder coated top plate. ABS desktop and wall mount indicator casing.
- **Platform Dimension:**  
12" x 12" x 1" / 300 mm x 300 mm x 25 mm
- **Power:** 9V 1A power supply with USA/UK adapters (included) or four AA batteries (not included)

**GP USB Series:** Features an USB virtual COM port that can easily provide communication between the scale and computer.



- **Capacity:** 100 lb x 0.2 lb / 45 kg x 0.1 kg  
250 lb x 0.5 lb / 110 kg x 0.2 kg
- **Construction:** 22 gauge steel with ribbed base designed to protect against damage to the scale
- **Platform Dimension:**  
10.95" x 12.50" x 2.20" / 278 mm x 318 mm x 56 mm
- **Power:** One 9V battery (included), AC adapter and USB cable (not included)

**LPS Series:** These low profile, portable and affordable scales with high accuracy (non-legal for trade). The scale comes standard with RS-232 port and interfaces to most common shipping software, including UPS™ Worldship Online.



- **Capacity:** 30 lb x 0.01 lb / 15 kg x 0.005 kg  
150 lb x 0.05 lb / 68 kg x 0.02 kg  
400 lb x 0.2 lb / 182 kg x 0.1 kg
- **Construction:** Low profile stainless steel platform with mild steel understructure, and stainless steel/ABS indicator with wall bracket and desk mount (included)
- **Platform Dimension:**  
15" x 12" x 1" / 380 mm x 305 mm x 25 mm
- **Power:** LPS15/LPS150: Four AAA batteries or 9 VDC, 600mA power adapter (both included)  
LPS400: Four AAA batteries (included)





## Large Parcels



**PS500:** This well-designed low-profile base design with stainless steel top plate and a rugged mild steel understructure incorporate four load cells with large adjustable anti-slip feet to give a solid base when in use.


- **Capacity:** 500 lb x 0.2 lb / 250 kg x 0.1 kg
- **Construction:** Low profile stainless steel platform with mild steel understructure and stainless steel/ABS indicator and a rubber slip mat
- **Platform Dimension:**  
 22" x 22" x 2" / 559 mm x 559 mm x 51 mm  
 36" x 22" x 2" / 906 mm x 559 mm x 51 mm  
 42" x 22" x 2" / 1067 mm x 559 mm x 51 mm
- **Power:** Four AAA batteries or 9 VDC, 600mA adapter (both included)

**3900LP Bench Series:** The check weighing & check counting function is ideal for guaranteeing product or box quantities are within an agreed weight or count size and for repetitive packing applications.

- **Capacity:**  
 100 lb x 0.02 lb / 45 kg x 0.01 kg  
 250 lb x 0.05 lb / 113 kg x 0.02 kg  
 600 lb x 0.2 lb / 272 kg x 0.1 kg
- **Construction:** Carbon steel fabricated frame with food grade 304 stainless steel top pan and NTEP approved, ABS housed indicator
- **Platform Dimension:**  
 15.7" x 15.7" x 5.3" / 400 mm x 400 mm x 12 mm  
 15.7" x 19.7" x 5.7" / 400 mm x 500 mm x 15 mm  
 15.7" x 23.6" x 5.7" / 400 mm x 600 mm x 15 mm
- **Power:** 12V 1A power adapter with built-in rechargeable battery
- **Certification:** NTEP









**DS1000-LCD:** Ideal for any busy shipping area where goods are constantly being moved around by pallet jacks or for monitoring drum weights.

- **Capacity:** 1000 lb x 0.5 lb / 500 kg x 0.2 kg
- **Construction:** Powder coated rugged smooth steel deck structure and built-in ramps, fitted with two handles and wheels for relocating the scale. Robust ABS plastic indicator with bench or pole brackets for mounting.
- **Platform Dimension:**  
45.7" x 41.3" / 1160 mm x 1049 mm
- **Power:** 9V 600mA universal power supply with USA/UK/EU adapters (included) or six AA batteries (not included)



**PS2000:** The scales are accurate, durable, reliable, portable and cost effective putting you at ease knowing you're in good hands.

- **Capacity:** 2000 lb x 1.0 lb / 1000 kg x 0.5 kg
- **Construction:** Rugged steel with tread plate surface and stainless steel/ABS indicator
- **Platform Dimension:**  
59" x 30" x 2.5"  
1498 mm x 762 mm x 64 mm
- **Power:** 9 VDC, 600mA adapter (included) or four AAA batteries (not included)



**PS1000:** The scales are accurate, durable, reliable, portable and cost effective putting you at ease knowing you're in good hands.

- **Capacity:** 1000 lb x 0.5 lb / 500 kg x 0.2 kg
- **Construction:** Rugged steel with tread plate surface and stainless steel/ABS indicator
- **Platform Dimension:**  
55.75" x 20.25" x 2.5" / 1416 mm x 514 mm x 64 mm
- **Power:** 9 VDC, 600mA adapter (included) or four AAA batteries (not included)




**PS3000-LCD:** Solid construction and easy operation make the PS3000-LCD Floor Scale the ideal solution for freight operations.

- **Capacity:** 3000 lb x 1.0 lb / 1500 kg x 0.5 kg
- **Construction:** Mild steel construction with safety tread plate surface
- **Platform Dimension:**  
78.75" x 39.37" x 3.93"  
2000 mm x 1000 mm x 100 mm
- **Power:** 9V 600mA universal power supply with USA/UK/EU adapters (included) or six AA batteries (not included)






## Large Parcels



### DCSB Floor Scale

**and Systems:** The robust industrial floor scale is used for a wide range of general weighing applications where palletized goods are constantly being weighed or moved around by pallet jacks or forklifts.



SBI 521 Indicator



SBI 240 Indicator

- **Capacity:**  
 2500 x 0.5 lb / 1250 x 0.2 kg  
 5000 x 1 lb / 2500 x 0.5 kg  
 10,000 x 2 lb / 5000 x 1 kg
- **Indicators:**  
**SBI-240** with LCD display, aluminum housing, RS232/USB(VCP) ports, 9V 600mA power supply with USA/UK/EU adapters (included) and four AA batteries (not included)  
**SBI-521** with LED display, stainless steel housing, RS232/485 ports, 6 volt 4 AH rechargeable internal lead acid battery or AC mains powered
- **Construction:** Carbon steel fabrication with 1/4" / 6 mm thick safety tread top plate & heavy duty welded channel under structure, 150% overload protection
- **Platform Dimension:**  
 36" x 36" x 3.1" / 914 mm x 914 mm x 79 mm  
 48" x 48" x 3.1" / 1219 mm x 1219 mm x 79 mm  
 59" x 59" x 3.1" / 1500 mm x 1500 mm x 79 mm

- **Certification:** NTEP
- **Warranty:** Includes three parts on DCSB deck





**CS Series:** Is a versatile, economic solution for overhead material handling and weighing applications.

- **Capacity:**  
1000 lb x 0.5 lb / 500 kg x 0.2 kg  
2000 lb x 1 lb / 1000 kg x 0.5 kg
- **Construction:** Aluminum die-cast case, special alloy steel load cell, high strength hook and shackle (safety load 150%)
- **Power:** Rechargeable battery with AC power adapter (9V, 1A)  
Remote control requires two AA alkaline (included)



**BCS Series:** Is a versatile, economic solutions for overhead material handling and weighing applications.

- **Capacity:**  
6000 lb x 2 lb / 3000 kg x 1 kg  
10,000 lb x 5 lb / 5000 kg x 2 kg
- **Construction:** Aluminum-casting case, high intensity hook and shackle
- **Power:** Crane: 9VDC power adapter, 1000mA with central positive and 6V/4.0Ah lead acid rechargeable battery (both included)  
Remote Control: Two AA batteries (included)



