



# January 2025

## US PRODUCT GUIDE





## CONTACT INFORMATION

### **Brecknell USA**

1000 Armstrong Drive  
Fairmont, Minnesota 56031  
Toll-Free: 800-637-0529  
Telephone: 507-238-8702  
Fax: 507-238-8271  
Email: [sales@brecknellscales.com](mailto:sales@brecknellscales.com)  
[www.brecknellscales.com](http://www.brecknellscales.com)

### **Brecknell Canada**

6429 Abrams Street  
St. Laurent, Quebec  
Canada H4S 1X9  
Toll Free: 800-268-1662  
Telephone: 416-213-9900  
Fax: 416-213-9960  
Email: [sales@brecknellscales.ca](mailto:sales@brecknellscales.ca)  
[www.brecknellscales.ca](http://www.brecknellscales.ca)





VALUE IN  
WEIGHING

## COMPANY HISTORY

Brecknell has grown over the last century to become a global leader in weighing solutions.

Charles W Brecknell and Co was founded in 1913 in Birmingham, England and was the first firm to manufacture visible weighers for the wholesale industry. The company continued to expand into the 1920s and was purchased by W & T Avery Limited in 1926.

The Salter brand has also played a part in Brecknell's history. Products were sold under the name Salter Brecknell for several years when Avery Scales and Weigh-Tronix merged to form Avery Weigh-Tronix in 2003.

Today, the Brecknell brand is part of Avery Weigh-Tronix, a world leading manufacturer of industrial scales, weighing equipment and measurement devices. With a long history dating back to the 1700s, Avery Weigh-Tronix is headquartered in Birmingham, England and has manufacturing facilities in the UK, USA, China and India.

Brecknell scales are designed and manufactured with focus on high-value, easy-to-use and accurate weighing solutions for the majority of industries worldwide, from industrial weighing equipment, to office and medical scales. Our global presence ensures the highest quality service and support to our customers.











VALUE IN  
WEIGHING

## PRODUCT INDEX

### Balance

EPB  
MBS Series

### Counting/Coin Scales

B140

### Crane Scales

CS Series  
BCS Series

### Electronic Bench Scales

Model 405-LCD  
Model 430

### Postal/Shipping

PS7  
311  
PS25  
GP100 / GP250 USB  
PS150 / PS400 Slimline  
LPS15 / LPS150 / LPS400  
PS-USB  
3900LP Base + SBI 110 Indicator

### Floor Scales

PS500 + SBI 140 Indicator  
DS1000-LCD + SBI 210 Indicator  
DCSB Floor Scale  
DCSB Floor Scale + SBI 240 Indicator  
DCSB Floor Scale + SBI 521 Indicator

### Indicators

SBI 140  
SBI 210  
SBI 240  
SBI 521

### Hanging Scales

ElectroSamson

### Medical Scales

MS-15  
MS-20 / MS-20S  
HS-200M  
HS-300  
MS140-300 + SBI 140 Indicator  
CS-200M  
MS1000-LCD

### Veterinary

PS1000 / PS2000 + SBI 140 Indicator  
PS3000-LCD + SBI 210 Indicator

### Portion Control

6030

### Check Weighing

Model C3235  
Model C3236

### Price Computing

PC3060

### Point of Sale (PoS)

67XXU Series

### Printers

CP103

### Load Cells

Load Cells

6  
7  
8  
9  
10  
11  
12  
13  
14  
15  
16  
17  
18  
19  
20  
21  
22  
23  
24  
25  
26  
27  
28  
29  
30

31  
32  
33  
34  
35  
36  
37  
38  
39  
40  
41  
42  
43  
44-45  
46  
47





## EPB Series

### Features

- **Accuracy**– Within  $\pm 0.04\%$
- **Capacity**– 500 g x 0.01 g, 3000 g x 0.1 g
- **Construction**– ABS case with stainless steel weighing platter and plastic protector cover
- **Power**– Two AAA batteries (included)
- **Display**–  $\frac{9}{16}$ " / 14 mm high seven segment LCD with white backlight
- **Operator Keys**– On/Off, Function Mode, Tare, Count



### Specifications

**Unit:** lb, oz, g, kg, tl, ct, PCS

**Functions:** Weight mode, tare, counting, calibration

**Annunciators:** Overload and low battery indicator

**Auto-off:** Shuts off after 60 seconds to help enhance battery life

**Calibration:** Three point

**Tare:** 100% push button

**Operating Temperature:** 50° F - 86° F / 10° C - 30° C

**Scale Dimension (L x W x H):**

5.5" x 4" x 0.8" / 140 mm x 107 mm x 20 mm

**Platter Dimension (L x W x H):**

4" x 4" / 100 mm x 100 mm

**Product Weight:** 0.276 lb / 0.125 kg

**Packaging Dimension (L x W x H):**

6.2" x 5.1" x 1.2" (160 mm x 130 mm x 32 mm)

**Certifications:** CE, FCC compliance, Prop 65, RoHS 3, WEEE

Part Number	Capacity	Ship Weight
816965007097	500 g x 0.01 g	0.055 lb
816965007103	3000 g x 0.1 g	0.055 lb





## APPLICATIONS

EDUCATION  
HOSPITALS

INDUSTRIAL  
LABORATORIES

## MBS Series

### Features

- **Accuracy**– Within  $\pm 0.004\%$
- **Capacity**– 300 g x 0.005 g, 600 g x 0.01 g, 1200 g x 0.02 g, 3000 g x 0.05 g, 6000 g x 0.1 g
- **Construction**– Robust plastic housing, stainless steel top plate
- **Power**– 300-600 g units use six AA batteries (included) 1200-6000 g units use eight AA batteries (included)
- **Display** – Large, clear  $6\frac{1}{2}$  digits, 0.75" / 19 mm high seven segment LCD with blue backlight
- **Operator Keys**– On/Off, Count, Cal, Tare, Mode, Unit



### Specifications

**Unit:** lb, oz, g, ozt, dwt, ct, % pc

**COMM Port:** Bi-directional RS-232 (cable not included, p/n 52765-0949)

**Battery Life:** Approximately 15 hours

**Operating Temperature:** 50° F - 95° F / 10° C - 35° C

**Scale Dimension (L x W x H):**

300 g and 600 g capacities:  
9.5" x 6.5" x 2.3" / 241 mm x 165 mm x 58 mm

1200 g to 6000 g capacities:  
9.8" x 6.5" x 2.3" / 248 mm x 165 mm x 58 mm

**Platter Dimension (L x W):**

300 g and 600 g capacities:  
4.65" / 120 mm diameter x 0.4" / 9.5 mm

1200 g to 6000 g capacities:  
6.9" x 6.9" x 0.3" / 175 mm x 175 mm x 8 mm

**Packaging Dimension (L x W x H):**

12.5" x 10.25" x 5.5" / 318 mm x 261 mm x 140 mm

**Packaging Contents:** 300 and 600 g has test weight, draft shield, manual, batteries and scale; 1200 g has test weight, batteries, manual and scale; 3000 and 6000 g has batteries, manual and scale

**Certifications:** Full FCC compliance, CE, UKCA, RoHS, WEEE

Part Number	Capacity	Ship Weight
816965004881	300 g x 0.005 g	4 lb
816965004898	600 g x 0.01 g	4 lb
816965004904	1200 g x 0.02 g	5 lb
816965004911	3000 g x 0.05 g	5 lb
816965004928	6000 g x 0.1 g	5 lb







### APPLICATIONS

COIN COUNTING  
FOOD SERVICE

LIGHT INDUSTRIAL  
PARTS COUNTING

## B140

### Features



- **Accuracy**– Within  $\pm 0.01\%$
- **Capacity**–  
12 lb x 0.0005 lb / 6 kg x 0.2 g  
30 lb x 0.001 lb / 15 kg x 0.5 g  
60 lb x 0.002 lb / 30 kg x 1 g
- **Construction**– Rugged ABS base, stainless steel weight platter
- **Power**– AC adapter with rechargeable battery with 20 hours battery life between charges
- **Display**– Three six digit 0.56" / 14.2 mm high seven segment red LED with three brightness levels
- **\*Currency Feature Added (60 lb / 30 kg only)**– US Dollars, GB Pounds and Euros with big and small bag selection



### Specifications

**Unit/\*Currency:** Units used to switch displayed weights between kg and lb. Currency used to switch between currency type (available in 60 lb/30 kg capacity only)

#### Minimum Piece Weight:

6 kg (0.05 g) 12 lb (0.0001 lb)  
15 kg (0.1 g) 30 lb (0.0002 lb)  
30 kg (0.2 g) 60 lb (0.0005 lb)

**Power:** Internal rechargeable battery giving 20 hours of use between charges. Recharge time approximately eight hours with 12 volt UK/EU/US power adapter with center positive (included).

**Battery:** 6V4A/Hr rechargeable lead-acid battery

**Auto Off:** Selectable between one and 30 minutes or off

**Configurable RS-232**

**Configurable Scale ID**

**Average Working Current:** < 300mA

**Operator Keys:** On/Off, clear, enter, zero, tare, total, kg/lb, piece weight, PLU, print, \*currency, upper limit, lower limit and 0 – 9 for data entry

**Annunciators:** Zero, tare, AC mains connected, battery charging, stable, big bag, small bag, kg and lb

**Keyboard Functionality:** 0-9– Used for keyboard entry of piece weight, sample size, and upper and lower limit settings

**Zero:** Return displayed weight and count to zero for accurate weighing and counting. Zero range capability is 5% of scale capacity.

**Enter/Pcwt:** Enter used to confirm or save entered data from keyboard. Pcwt used for keyboard entry of a known average piece weight

**Tare:** Used to zero off (up to 100% of capacity) an empty container or weight, not required in the calculation of an average piece weight. Use of tare will reduce the scales maximum weight capacity by value stored

**Total:** Ability to add the display to an accumulator (Memory +) and only accumulate when there is a percentage of weight change

**Clear/Hi/Lo:** Clear to erase a keyed in value from the display if an error has been made. Hi/Lo is to set the upper and lower limits.

**Upper:** Used to set an upper limit quantity for count check

**Lower:** Used to set lower limit quantity for count check

**On/Off:** Used to turn off display for extended battery life or reset the scale to normal weighing mode

**Print:** Output to RS-232 communications

**\*Mode:** Toggle between counting functions

**Operating Temperature:** 14° F to 104° F / -10° C to 40° C

**Scale Dimension (L x W x H):**

11.5" x 13.1" x 4.3" / 292 mm x 333 mm x 109 mm

**Platter Dimension (L x W x H):**

11.5" x 13" x 0.5" / 222 mm x 292 mm x 13 mm

**Product Weight:** 6.5 lb / 2.9 kg

**Packaging Dimension (L x W x H):**

16" x 14" x 8" / 406 mm x 356 mm x 203 mm

**Certifications:** NSF, UKCA, CE, full FCC compliance, Prop 65, CEC, ETL approved power adapter, NSF

Part Number	Capacity	Ship Weight
816965005758	12 lb x 0.0005 lb / 6 kg x 0.2 g	12 lb
816965005765	30 lb x 0.001 lb / 15 kg x 0.5 g	12 lb
816965005772	*60 lb x 0.002 lb / 30 kg x 1 g	12 lb

\*60 lb / 30 kg capacity counting/coin scale



## APPLICATIONS

**GENERAL PURPOSE**  
**INDUSTRIAL**

**WAREHOUSE**

## CS Series

### Features

- **Accuracy**– Within  $\pm 0.3\%$
- **Capacity**–  
1000 lb x 0.5 lb / 500 kg x 0.2 kg  
2000 lb x 1 lb / 1000 kg x 0.5 kg
- **Construction**– Aluminum die-cast case, alloy steel load cell, hook and shackle (safety load 150%)
- **Power**– Rechargeable battery or AC adapter (included). Remote control operates on two AA batteries (included).
- **Display**– 1.2" / 30 mm ultra-bright LED with adjustable brightness
- **Operator Keys**–  
Scale: On/Off, Tare, Zero  
Remote Control: Zero, tare, Hold, Clear, F1,F2, Off, M+ (Accumulator)



### Specifications

**Unit:** lb, kg

**Accumulator Function:** Calculates total weight

**Elongated Upper Shackle:** Accommodates thick hooks

**Swivel Hook with Latch:** Makes load connection easy and secure

**Factory Calibration:** 39° latitude optimized

**Ultimate Safety Factor:** 400% F.S.

**Safety Load:** 150% F.S. of capacity

**Remote Functions:** Distance controls for zero, tare, hold, accumulator and power

**Typical Battery Life:** 20 hours between charges

**Operating Temperature:** 14° F to 104° F / -10° C to 40° C

**Scale Dimension (L x W x H):**

5.3" x 8.5" x 17" / 135 mm x 215 mm x 430 mm

**Packaging Dimension (L x W x H):**

12" x 11" x 7.5" / 305 mm x 280 mm x 190 mm

Part Number	Capacity	Volt	Ship Weight
816965001804	1000 lb x 0.5 lb / 500 kg x 0.2 kg	110V	13.5 lb
816965001811	2000 lb x 1 lb / 1000 kg x 0.5 kg	110V	13.5 lb





## BCS Series

### Features

EC Machinery Directive



- **Accuracy**– Within  $\pm 0.15\%$
- **Capacity**–  
6000 lb x 2 lb / 3000 kg x 1 kg  
10,000 lb x 5 lb / 5000 kg x 2 kg
- **Construction**– Aluminum-casting case, high intensity hook and shackle
- **Power**– 9 VDC power adapter, 1000mA with center positive and 6V/4.0Ah lead acid rechargeable battery (both included). Remote control operates on two AA batteries (included).
- **Display**– 1.4" / 35 mm ultra-bright LED with three adjustable brightness levels
- **Operator Keys**– On/Off, Zero, Tare, Hold



### Specifications

**Unit:** lb, kg

**Elongated Upper Shackle:** Accommodates thick hooks

**Swivel Hook with Latch:** Makes load connection easy and secure

**Accumulator Function:** Calculates total weight

**Factory Calibration:** 39° latitude optimized

**Typical Battery Life:** Depending on LED brightness and idle mode setting, battery works from 60 hrs to 200 hrs

**Charging Time:** Approximately 12 hours; red LED charging, green finished

**Remote Functions:** Zero, tare, hold, acc, del F1, F2, off, 2nd

**Remote Distance:** Minimum 10 m / 32'

**Tare Range:** 100% full scale

**Zero Range:** 4% full scale

**Stable Time:**  $\leq 10$  sec

**Overload:** 100% F.S. +9 divisions

**Overload Indication:** Internal counter at +9 divisions F.S.

**Ultimate Safety Factor:** 400% F.S.

**Safety Load:** 150% F.S. of capacity

**Operating Temperature:** 14° F to 104° F / -10° C to 40° C

**Operating Humidity:** 20° C  $\leq 90\%$

**Scale Dimension (L x W x H):**  
10" x 8" x 17" / 255 mm x 210 mm x 440 mm

**Packaging Dimension (L x W x H):**  
23" x 10" x 12" / 600 mm x 270 mm x 310 mm

**Accuracy Class:** GB/T 11883-2002 Class III

**Certifications:** UKCA, CE, RoHS 3, WEEE, UL approved power supply, Prop 65, FCC Compliant, EC Machinery Directive

Part Number	Capacity	Ship Weight
816965006625	6000 lb x 2 lb / 3000 kg x 1 kg	28 lb
816965006632	10,000 lb x 5 lb / 5000 kg x 2 kg	28 lb



## APPLICATIONS

**FOOD SERVICE**    **PORTION CONTROL**  
**LIGHT INDUSTRIAL**

## Model 405-LCD

### Features

- **Accuracy**– Within  $\pm 0.05\%$
- **Capacity**–  
12 lb x 0.002 lb / 6 kg x 0.001 kg  
30 lb x 0.005 lb / 15 kg x 0.002 kg
- **Construction**– ABS plastic housing with food safe 304 stainless steel weight platter
- **Power**– 9 VDC 600mA adapter with UK, EC, USA plugs (included) or four AA batteries (not included)
- **Display**– 5½ digits seven segments 0.65" / 16.5 mm high digit LCD backlit
- **Operator Keys**– Tare/Unit, On/Off/Zero



Pending



### Specifications

**Unit:** lb, oz, lb/oz, kg, g

**Battery Life:** 38 hours

**Operating Temperature:** 41° F to 95° F / 5° C to 35° C

**Scale Dimension (L x W x H):**  
12" x 10" x 4.25" / 305 mm x 255 mm x 110 mm

**Platter Dimension (L x W):**  
8.5" x 9.5" / 215 mm x 245 mm

**Packaging Dimension (L x W x H):**  
15" x 12" x 7" / 385 mm x 305 mm x 180 mm

**Certifications:** UKCA, CE, CEC, FCC compliant, Prop 65, RoHS 3, ETL power adapter, WEEE, NSF pending

Part Number	Capacity	Ship Weight
810036380218	12 lb x 0.002 lb / 6 kg x 1 g	10 lb
810036380201	30 lb x 0.005 lb / 15 kg x 2 g	10 lb







## APPLICATIONS

FOOD SERVICE    PORTION CONTROL  
LIGHT INDUSTRIAL

## Model 430

### Features

- **Accuracy**—Within  $\pm 0.03\%$
- **Capacity**—  
15 lb x 0.001 lb / 7 kg x 0.0005 kg  
30 lb x 0.002 lb / 15 kg x 0.001 kg
- **Construction**—ABS plastic housing with food grade 304 stainless steel weight platter
- **Power**—AC power adapter (included) and built-in rechargeable battery
- **Display**—  
Large 1.4" x 4" / 100 mm x 35 mm easy-to-read backlit LCD display with 1" / 25 mm high digits with color changing backlight
- **Operator Keys**—Tare/Unit, Zero



### Specifications

**Unit:** lb, kg

**Main Functionality:** General weighing and check weighing with color changing backlight and audio under, accept and over buzzer

**Tare:** 100%

**Battery Life:** Up to 60 hours without backlight

**Operating Temperature:** 14° F to 104° F / -10° C to 40° C

**Scale Dimension (L x W x H):**  
12.3" x 10.3" x 4.3" / 313 mm x 263 mm x 109 mm

**Platter Dimension (L x W):**  
10.3" x 8" / 263 mm x 204 mm

**Product Weight:** 6.8 lb / 3.1 kg

**Packaging Dimension (L x W x H):**  
14.4" x 13.2" x 7.5" / 365 mm x 335 mm x 190 mm

**Certifications:** FCC, Prop 65, CEC, UL power adapter

Part Number	Capacity	Ship Weight
816965007219	15 lb x 0.001 lb / 7 kg x 0.0005 kg	8 lb
816965007226	30 lb x 0.002 lb / 15 kg x 0.001 kg	8 lb



## APPLICATIONS

**FOOD SERVICE  
MAIL ROOM**

**GENERAL PURPOSE  
PORTION CONTROL**

Postal / Shipping

## PS7

### Features

- **Accuracy**– Within  $\pm 0.1\%$
- **Capacity**–  
7 lb x 0.002 lb / 7 lb x 0.01 oz  
/ 3.2 kg x 1 g
- **Construction**– ABS plastic
- **Power**– Two AAA batteries (included)
- **Display**– Seven segment LCD
- **Operator Keys**– On/Off/Tare, Unit



### Specifications

**Unit:** lb, lb/oz, g

**Max Capacity:** 7.22 lb / 7 lb 15 oz / 3299 g

**Overload Indication:** Err is displayed

**Auto Shut Off:** 30 seconds after no activity

**Low Battery Indication**

**Automatic Zero Tare**

**Operating Temperature:** 50° F to 104° F / 10° C to 40° C

**Storage Temperature:** -14° F to 140° F / -10° C to 60° C

**Scale Dimension (L x W x H):**

6.5" x 5.5" x 5.76" / 165 mm x 140 mm x 146 mm

**Platter Dimension (L x W):**

5.5" x 5.2" / 140 mm x 133 mm

**Display Dimension (L x W):**

3.4" x 1.4" / 86 mm x 36 mm

**Product Weight:** 2.25 lb / 1 kg

**Packaging Dimension (L x W x H):**

8" x 6" x 7.5" / 200 mm x 170 mm x 167 mm

**Certifications:** CE, FCC compliant, Prop 65, RoHS 3, WEEE

Part Number	Capacity	Ship Weight
816965005222	7 lb x 0.01 lb / 3.2 kg x 10 g	4 lb







## APPLICATIONS

GENERAL PURPOSE

MAIL ROOM  
PORTION CONTROL

311

## Features



- **Accuracy**– Within  $\pm 0.06\%$
- **Capacity**– 11 lb x 0.1 oz / 5000 g x 1 g
- **Construction**– ABS plastic injection molded case and platter
- **Power**– Four AA batteries (included)
- **Display**– 0.6" / 15 mm high digits LCD
- **Operator Keys**– On/Tare, Off, Unit



## Specifications

**Unit:** lb/oz, kg, g

**Operating Temperature:** 50° F to 104° F / 10° C to 40° C

**Scale Dimension (L x W x H):**  
9.5" x 6.75" x 1.5" / 241 mm x 171 mm x 38 mm

**Platter Dimension:**  
5.875" / 149 mm diameter

**Product Weight:** 1.05 lb / 0.47 kg

**Packaging Dimension (L x W x H):**  
10.75" x 8" x 2.25" / 274 mm x 204 mm x 58 mm

**Certifications:** UKCA, CE, RoHS 3, WEEE, FCC, Prop 65, NSF

Part Number	Capacity	Ship Weight
816965001316	11 lb x 0.1 oz / 5000 g x 1 g	2 lb



## APPLICATIONS

GENERAL PURPOSE

MAIL ROOM

Postal / Shipping

## PS25

### Features

- **Accuracy**– Within  $\pm 0.1\%$
- **Capacity**– 25 lb x 0.2 oz / 11.5 kg x 0.02 kg
- **Construction**– ABS case with flip up roll and flat holder
- **Power**– Four AAA batteries or USB cable (both included)
- **Display**– 0.6" / 15 mm digits with backlight
- **Operator Keys**– On/Off/Tare, Unit



### Specifications

**Unit:** lb/oz, kg, g

**Dual Resolution:**

0 - 2 lb x 0.1 oz / 2 - 25 lb x 0.2 oz  
0 - 1 kg x 0.01 kg / 1 - 11.5 kg x 0.02 kg  
0 - 1000 g x 5 g / 1000 - 12000 g x 10 g

**Operating Humidity Range:** 20% to 90%

**Auto Shut Off:** 120 seconds after no activity

**Overload:** 120% of capacity

**Low Battery Indication**

**Automatic Zero Tare**

**Operating Temperature:** 50° F to 104° F / 10° C to 40° C

**Storage Temperature:** -14° F to 140° F / -10° C to 60° C

**Scale Dimension (L x W x H):**

8.5" x 5.9" x 2" / 216 mm x 150 mm x 52 mm

**Platter Dimension (L x W):**

8" x 5.9" / 203 mm x 150 mm

**Product Weight:** 2 lb / 0.9 kg

**Packaging Dimension (L x W x H):**

10.75" x 8" x 4" / 273 mm x 203 mm x 101 mm

**Certifications:** FCC, Prop 65

Part Number	Capacity	Ship Weight
816965005239	25 lb x 0.2 oz / 11.5 kg x 0.02 kg	2.25 lb







## GP100 USB / GP250 USB

### Features

- **Accuracy**– Within  $\pm 0.6\%$
- **Capacity**–  
100 lb x 0.2 lb / 45 kg x 0.1 kg  
250 lb x 0.5 lb / 110 kg x 0.2 kg
- **Construction**– 22 gauge steel with ribbed base
- **Power**– One 9V battery (included), AC adapter or USB cable (not included)
- **Display**– Four large 1" / 25 mm H digits, backlit LCD
- **Operator Keys**– Zero, Tare, Unit



### Specifications

**Unit:** lb, kg

**Communication:** USB virtual COM port (cable not included)

**Discrete Switch Keyboard Technology:** Unique key button design to ensure reliability and longevity

**Electro-Mechanical Design:** Ensures greater accuracy even at higher weigh capacities

#### Keyboard Functions:

**HOLD:** Freezes weight on the display only when a weight of 3 lbs or more is placed on the scale

**TARE:** Removes weight of empty container or item placed on the scale to obtain a net weight

**UNITS:** Scrolls between kilograms and pounds. Turns scale on or off and returns scale to zero weight.

#### Indicator Displayed Messages:

**L0:** Battery is weak. After five minutes scale will turn off.

**Auto Zero Tracking:** Includes AZT (Auto Zero Tracking) at 0.5 or manual push button to re-establish zero reference when displayed weight is less than 2% of capacity

**Overload Capacity:** Capable of withstanding 200 kg or 400 lb of weight without damaging the scale

**Auto Shutdown:** To conserve battery life the display will shutdown after two minutes of non-use. Can be configured via the keypad for Off, two or four minutes.

**Operating Temperature:** 42° F to 104° F / 5° C to 40° C

#### Scale Dimension (L x W x H):

10.95" x 12.50" x 2.20" / 278 mm x 318 mm x 56 mm

**Product Weight:** 6 lb / 3 kg

#### Packaging Dimension (L x W x H):

13.35" x 13.5" x 3" / 339 mm x 318 mm x 76 mm

**Certifications:** UKCA, CE, RoHS 3, WEEE, FCC

Part Number	Capacity	Ship Weight
816965006755	100 lb x 0.2 lb / 45 kg x 0.1 kg	8 lb
816965006731	250 lb x 0.5 lb / 110 kg x 0.2 kg	8 lb





## APPLICATIONS

GENERAL PURPOSE  
MAIL ROOM

SHIPPING

Postal / Shipping

## PS150 and PS400 Slimline

### Features

- **Accuracy**– Within  $\pm 0.25\%$
- **Capacity**–  
150 lb x 0.1 lb / 70 kg x 0.05 kg  
400 lb x 0.2 lb / 180 kg x 0.1 kg
- **Construction**– Low profile, portable, aluminum diecast base with ribbed and powder coated top plate. ABS desktop and wall mount indicator casing.
- **Power**– 9V 1A power supply with USA/UK adapters (included) or four AA batteries (not included)
- **Display**– Easy-to read 1.2" / 30 mm high LCD
- **Operator Keys**– Tare, On/Off, Unit



### Specifications

**Unit:** lb, lb/oz, kg

**Base Construction:** Low profile, hard-wearing die cast base with ribbed top surface and a powder coated finish (110% overload protection)

**Indicator:** Easy-to-read 1.2" / 30 mm high digits, backlit LCD display in a compact, lightweight, and rugged ABS housing with 2 - 10 feet / 60 cm - 3 m coiled cable. Desktop and wall mount.

**Features:** General weighing in lb, lb/oz, or kg with autpower off if not used for five minutes

**Battery Life:** Up to 168 hours

**Platform Dimension (L x W):**  
12" x 12" x 1" / 300 mm x 300 mm x 25 mm

**Product Weight:** 3.5 lb / 1.5 kg

**Packaging Dimension (L x W x H):**  
19.3" x 13.1" x 1.97" / 490 mm x 332 mm x 49 mm

**Certifications:** FCC compliant, Prop 65, UL/CUL power adapter, UKCA, CE, RoHS 3, WEEE

Part Number	Capacity	Ship Weight
816965007516	150 lb x 0.1 lb / 70 kg x 0.05 kg	4.2 lb
816965007530	400 lb x 0.2 lb / 180 kg x 0.1 kg	4.2 lb








## LPS15 / LPS150 / LPS400

### Features

- **Accuracy**– Within  $\pm 0.1\%$
- **Capacity**–  
30 lb x 0.01 lb / 15 kg x 0.005 kg  
150 lb x 0.05 lb / 68 kg x 0.02 kg  
400 lb x 0.2 lb / 182 kg x 0.1 kg
- **Construction**– Low profile stainless steel platform with mild steel understructure, stainless steel/ABS indicator with wall bracket and desk mount (included)
- **Power**– Four AAA batteries or AC adapter (LPS15/LPS150), Four AAA batteries (LPS400)
- **Display**– Five digit 0.65" / 17 mm digits with seven segment LCD
- **Operator Keys**– On/Off/Zero, Tare, Unit, Hold/Print



### Specifications

**Unit:** lb, lb/oz, kg

**COMM Port:** RS-232, bi-directional, full duplex (cable not included)

**Battery Life:** 20 hours

**Operating Temperature:** 41° F to 95° F / 5° C to 35° C

**Platform Dimension (L x W x H):**  
15" x 12" x 1" / 380 mm x 305 mm x 27 mm

**Indicator Dimension (L x W x H):**  
6.5" x 3.2" x 1.2" / 164 mm x 81 mm x 29 mm


**Product Weight:** 9 lb / 4 kg

**Packaging Dimension (L x W x H):**  
17" x 15" x 2.3" / 450 mm x 400 mm x 60 mm

**Packaging Contents:** Power adapter, four AAA batteries, manual, platform with indicator and bracket with miscellaneous hardware

**Certifications:** FCC compliant, Prop 65, ETL power adapter

Part Number	Capacity	Ship Weight
816965004799	30 lb x 0.01 lb / 15 kg x 0.005 kg	11 lb
816965001224	150 lb x 0.05 lb / 68 kg x 0.02 kg	11 lb
816965006182	400 lb x 0.2 lb / 182 kg x 0.1 kg	11 lb



## APPLICATIONS

**GENERAL PURPOSE**    **MANIFEST SYS.**  
**MAIL ROOM**            **SHIPPING/RECEIVING**

Postal / Shipping

## PS-USB

### Features

Measurement  
Canada Approval



- **Accuracy**– NTEP and MC approved for 3000d (3500d for the 70 lb), Class III
- **Capacity**–  
30 lb x 0.01 lb / 15 kg x 0.005 kg  
70 x 0.02 lb / 30 kg x 0.01 kg  
150 lb x 0.05 lb / 60 kg x 0.02 kg
- **Construction**– Durable cast aluminum upper load cell support-er and cast aluminum base with
- removable stainless steel platter
- **Power**– 9 VDC 600mA adapter with center positive (included) or four AA batteries (not included) or USB (VCP) cable (included)
- **Display**– 6½ digits 1" / 25 mm high, seven segments LCD with blue backlight
- **Operator Keys**– Hold/Setup, Print/Func, Acc/Total, Unit/Data, Tare/Preset, On/Off/Zero



### Specifications

**Unit:** lb, lb/oz\* (\*non-NTEP), kg

**Emulation Protocols:** Standard NCI default with field configurable settings of NCI, 8213, 3835 and Autosend. Interfaces with software programs such as UPS™ Worldship Online.

**RS-232/USB (VCP):** Bi-directional full duplex (USB and RS-232 cables included)

**Other Functions:** Weighing, counting, check weighing, percent weighing, accumulation

**Battery Life:** 20 hours

**Operating Temperature:** 14° F to 104° F / -10° C to 40° C

**Scale Dimension (L x W x H):**

16" x 14" x 3.15" / 411 mm x 355 mm x 80 mm

**Platform Dimension (L x W):**

14" x 12" / 355 mm x 305 mm

**Product Weight:** 10 lb / 5 kg

**Packaging Dimension (L x W x H):**

20" x 18" x 6" / 505 mm x 465 mm x 150 mm

**Certifications:** NTEP CC# 15-084 / Measurement Canada AM-6006 (SBI-240), NTEP CC# 15-083 / Measurement Canada AM-5998 (PS-USB base), Base NSF listed

Part Number	Capacity	Ship Weight
816965006540	30 lb x 0.01 lb / 15 kg x 0.005 kg	14 lb
816965006533	70 lb x 0.02 lb / 30 kg x 0.01 kg	14 lb
816965006526	150 lb x 0.05 lb / 60 kg x 0.02 kg	14 lb







## 3900LP Base with SBI 110 LCD Indicator

### Features



- **Accuracy**– NTEP approved for 5000 divisions, Class III
- **Capacity**–  
100 lb x 0.02 lb / 45 kg x 0.01 kg  
250 lb x 0.05 lb / 113 kg x 0.02 kg  
600 lb x 0.2 lb / 272 kg x 0.1 kg
- **Construction**– Carbon steel fabricated frame with food grade 304 stainless steel top pan and NTEP approved, ABS housed indicator
- **Power**– 12V 1A power adapter (included) with built-in rechargeable battery
- **Display**– Large 2" x 6.5" / 50 mm x 165 mm easy-to-read backlit display with 1.6" / 40 mm high digits
- **Operator Keys**– Units, Select, Print, Zero, Tare



### Specifications

**Unit:** lb, kg

**General Weighing:** Designed to weigh in lb, kg or pieces, the 3900LP can easily be set into sample mode - ideal for counting a wide range of medium sized components.

**Check Weighing & Check Counting:** Ideal for guaranteeing product or box quantities are within an agreed weight or count size and for repetitive packing applications

**Base Construction:** 150% overload protection, this powder coated base frames is constructed using carbon steel tubular fabricated frame with four corner stops for extra load cell protection. The base frame is fitted with four large lockable adjustable anti-slip feet ideal for leveling the base if positioned on uneven ground.

**Load Cell:** This NTEP approved base is fitted with a robust approved aluminum IP65 (NEMA 4) load cell and a pole mounted ABS NTEP approved indicator

**Top Pan:** The base is fully covered with a removable hard-wearing, food grade 304 stainless steel top pan

**Operating Temperature:** 14° F to 104° F / -10° C to 40° C

**Pole Dimension:** 25.5" / 650 mm high

**Platform Dimension (L x W x H):**

Capacity	Dimension (in)	Dimension (cm)
100 lb / 45 kg	15.7 x 15.7 x 5.3	40 x 40 x 12
250 lb / 113 kg	15.7 x 19.7 x 5.7	40 x 50 x 15
600 lb / 272 kg	19.7 x 23.6 x 5.7	50 x 60 x 15

**Packaging Dimension (L x W x H):**

Capacity	Dimension (in)	Dimension (cm)
100 lb / 45 kg	31.3 x 20.7 x 6.5	76.5 x 52.5 x 16.5
250 lb / 113 kg	35.2 x 20.7 x 6.5	89.5 x 52.5 x 16.5
600 lb / 272 kg	38.7 x 24.6 x 7.2	98.5 x 62.5 x 18.5

**Certifications:** Indicator 5000d NTEP CC #18-125, base 5000d NTEP CC #18-124, FCC, CEC, Prop 65, UL power adapter



Part Number	Capacity	Ship Weight
816965007332	100 lb x 0.02 lb / 45 kg x 0.01 kg	29 lb
816965007349	250 lb x 0.05 lb / 113 kg x 0.02 kg	32 lb
816965007356	600 lb x 0.2 lb / 272 kg x 0.1 kg	58 lb
816965007363	SBI 110 Indicator (NTEP)	5 lb

### Accessories / Options

Part Number	Description	Ship Weight
AWT15-501905	RS-232 board	1 lb

## APPLICATIONS

**LIGHT INDUSTRIAL  
LIVESTOCK**

**SHIPPING  
WAREHOUSE**

## PS500

### Features

- **Accuracy**– Within  $\pm 0.2\%$
- **Capacity**– 500 lb x 0.2 lb / 500 lb x 5 oz / 250 kg x 0.1 kg
- **Construction**– Low profile stainless steel platform with mild steel understructure and stainless steel/ABS indicator and a rubber slip mat
- **Power**– Four AAA batteries or 9 VDC, 600mA adapter (both included)
- **Display**– Five digit 0.65" / 17 mm digits with seven segment LCD
- **Operator Keys**– On/Off/Zero, Tare, Unit, Hold/Print



Shown with optional floor stand

### Specifications

**Unit:** lb, lb/oz, kg

**Functions:** Weight hold, stable weight indicators with auto power off

**Overload Capacity:** Capable of withstanding 150% capacity of weight without damaging scale

**RS-232:** Supplied complete with 10' cable (nine pin to nine pin type connector, bi-directional full duplex)

**Calibration:** Front panel accessible

**Battery Life:** Battery life approximately 20 hours continuous

**Operating Temperature:** 41° F to 95° F / 5° C to 35° C

**Indicator Dimension (L x W x H):**  
6.5" x 1.2" x 3.2" / 165 mm x 30 mm x 81 mm

**Indicator Packaging Dimension (L x W x H):**  
9.25" x 7.25" x 3" / 235 mm x 184 mm x 76 mm

**Platform Dimension (L x W x H):**

22" x 22" x 2" / 559 mm x 559 mm x 51 mm  
36" x 22" x 2" / 906 mm x 559 mm x 51 mm  
42" x 22" x 2" / 1067 mm x 559 mm x 51 mm

**Packaging Dimension (L x W x H):**

22" x 22": 26" x 24" x 4" / 660 mm x 609 mm x 101 mm  
36" x 22": 39" x 24" x 4" / 965 mm x 609 mm x 101 mm  
\*42" x 22": 44" x 24" x 4" / 1117 mm x 609 mm x 101 mm

**Options (not included) (L x W x H):**

Floor Stand:  
13.8" x 13.8" x 1" / 350 mm x 350 mm x 25 mm  
Overall Height: 37" / 940 mm  
Weight: 10 lb / 4.5 kg

**Certifications:** FCC compliance, ETL power adapter,

\*Note: With rubber mat

Part Number	Platform Size	Capacity	Ship Weight
816965001903	22" / 559 mm	500 lb x 0.2 lb / 250 kg x 0.1 kg	35 lb
816965001897	36" / 906 mm	500 lb x 0.2 lb / 250 kg x 0.1 kg	37 lb
816965001453	42" / 1067 mm	500 lb x 0.2 lb / 250 kg x 0.1 kg	63 lb

### Accessories / Options

Part Number	Description	Ship Weight
810036380355	Indicator floor stand	12 lb
52751-2388	Rubber mat - 42"	5 lb



Shown with rubber mat





## DS1000-LCD with SBI 210 LCD

### Features

- **Accuracy**— Within  $\pm 0.1\%$
- **Capacity**— 1000 lb x 0.5 lb / 500 kg x 0.2 kg
- **Construction**— Powder coated rugged smooth steel deck structure and built-in ramps, fitted with two handles and wheels for relocating the scale. Robust ABS plastic indicator with bench or pole brackets for mounting.
- **Power**— 9V 600mA universal power supply with USA/UK/EU adapters (included) or six AA batteries (not included)
- **Display**— Six large, easy-to read 1.5" / 38 mm high digits, large seven segment LCD with white backlight
- **Operator Keys**— On/Off/Zero, Tare, Unit, Print, Hold, Accumulate/Total



### Indicator Specifications

**Unit:** lb, kg, pcs, %

**Tare:** 100% subtractive

**Check Weighing:** Used when packing or filling to a set weight

**Counting:** Used for stock control or items within a box

**Accumulation:** Used to get the final consignment weight total

**Hold:** Captures and holds a stable weight on screen

**Percentage:** Used to carry out weightments on % basis

**Communication:** One USB (VCP) and one RS-232 bi-directional full duplex port. Optional COM cables

**Print Format:** Configurable

**Indicator Mounting:** Desk or pole mountable, either vertically or horizontally

**Operating Temperature:** -14° F to 104° F / -10° C to 40° C

**Indicator Dimension (L x W x H):**  
9.5" x 4.9" x 2.5" / 241 mm x 125 mm x 64 mm

**Packaging Dimension (L x W x H):**  
5" x 9" x 4.5" / 385 mm x 230 mm x 122 mm

Part Number	Capacity	Ship Weight
810036380270	1000 lb x 0.5 lb / 500 kg x 0.2 kg	106.7 lb

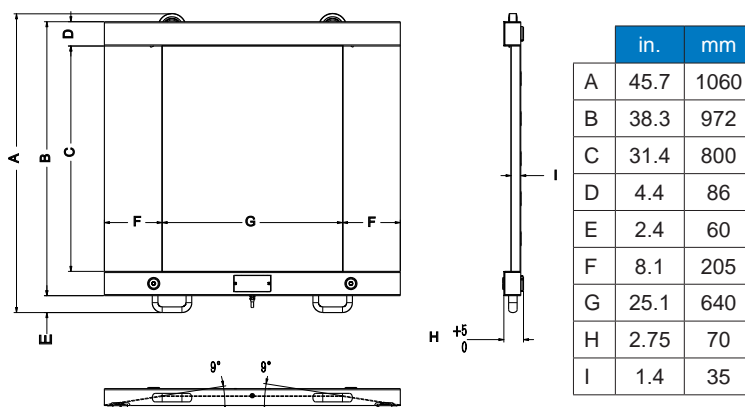
### Accessories / Options

Part Number	Description	Ship Weight
810036380355	Indicator floor stand	11 lb
AWT05-504386	Guard rail kit	11 lb

### Floor Specifications

**Load Cell:** 4-planner beam load cells connect to the ABS junction box with 10 ft / 3 m interface cable

**Product Dimension:**



**Portable:** Fitted with two handles and wheels to easily relocate

**Ramp:** Designed with built-in 9 degree gradual angle to make entry and exit safe and easy

**Product Weight:** 103.4 lb / 47 kg

**Packaging Dimension (L x W x H):**  
47.6" x 47.2" x 8.0" / 1210 mm x 1200 mm x 205 mm

**Packaging Contents:** DS1000-LCD platform, indicator, power supply with USA/US/EU plugs and indicator desk and pole mounting brackets

**Certifications:** FCC compliant, Prop 65, ETL power adapter, UKCA, CE, RoHS 3, WEEE

## APPLICATIONS

**LIGHT INDUSTRIAL  
LIVESTOCK**

**SHIPPING  
WAREHOUSE**

## DCSB Series (deck only)

### Features



- **Accuracy**—NTEP at 5000d, Class III
- **Capacity**—  
2500 x 0.5 lb / 1250 kg x 0.2 kg  
5000 lb x 1 lb / 2500 kg x 0.5 kg  
10,000 lb x 2 lb / 5000 kg x 1 kg
- **Construction**— Carbon steel fabrication with 1/4" / 6 mm thick safety tread top plate & heavy duty welded channel under structure, 150% overload protection
- **Versatile**— Pit mounted or free standing
- **Low Profile**— 3.1" / 91 cm high; 1.75" / 44 mm adjustable leveling feet
- **Warranty**— Includes a three year parts on DCSB deck from time of purchase. Consult factory.



### Specifications

**J-Box:** IP65 ABS junction box with floor scale top access for easy installation and service

**Leveling Feet:** Four adjustable leveling feet with top hole access for a quick adjustment

**Threaded Eye Bolts:** Two threaded top access eye-bolt holes for easy mobility and pit service

**Corner Protection:** Closed corners to prevent damage to leveling feet

**Load Cell:** NTEP approved, waterproof IP67 potted 350 ohm +/-3.5Ω alloy steel load cells

**Load Cell Rated Output:** 3 mV/V

**Overload Protection:** 150% of rated capacity

**Certifications:** NTEP CC #02-070

Part Number	Model	Platform Size (L x W)	Capacity	Ship Weight
810036380010	DCSB3636-02	36" x 36" / 915 x 915 mm	2500 lb x 0.5 lb / 1250 kg x 0.2 kg	170 lb
56977-0019	DCSB4848-05	48" x 48" / 1220 x 1220 mm	5000 lb x 1 lb / 2500 kg x 0.5 kg	290 lb
810036380027	DCSB5959-05	59" x 59" / 1500 x 1500 mm	5000 lb x 1 lb / 2500 kg x 0.5 kg	420 lb
56977-0209	DCSB4848-10	48" x 48" / 1220 x 1220 mm	10,000 lb x 2 lb / 5000 kg x 1 kg	286 lb
810036380034	DCSB5959-10	59" x 59" / 1500 x 1500 mm	10,000 lb x 2 lb / 5000 kg x 1 kg	448 lb

Note: Multiple packs of five+ are available upon request.

### Accessories / Options

Part Number	Description / Capacity	Ship Weight
810036380355	SBI 240 indicator floor stand	11 lb
52775-0020	Ramp end with brackets, 48" W x 36" L / 1220 (W) x 915 mm (L)	220 lb
52775-0038	Ramp end with brackets, 60" W x 36" L / 1524 (W) x 915 mm (L)	301 lb
41180-0048	Pit frame, 48" x 48" / 1220 x 1220 mm	68 lb
41180-0089	Pit frame, 60" x 60" / 1524 x 1524 mm	86 lb
28209-0026	Floor mounting plates, 2500-5000 lb, set of four	11 lb
28213-0020	Floor mounting plates, 10,000 lb, set of four	11 lb





## DCSB Floor Scale with SBI 240 LCD Indicator

### Features



- **Accuracy**– NTEP 5000d, Class III
- **Capacity**–  
2500 lb x 0.5 lb / 1250 kg x 0.2 kg  
5000 lb x 1 lb / 2500 kg x 0.5 kg  
10,000 lb x 2 lb / 5000 kg x 1 kg
- **Construction**– Mild steel with powder coat paint finish. 0.25" / 6 mm thick top plate and heavy duty welded channel support. Die cast aluminum indicator with adjustable steel stand.
- **Power**– 9V 600mA power supply with USA/UK/EU adapters (included) and four AA batteries (not included)
- **Display**– 6½ digits 1" / 25 mm high, large seven segment LCD with white backlight
- **Operator Keys**– Setup, Print/Func, Acc/Total, Unit/ Data, Tare/ Preset, Zero/On/Off
- **Warranty**– Includes three year parts on DCSB deck from time of purchase. Consult factory.



### Indicator Specifications

**Unit:** lb, oz, lb/oz, kg, g, pcs, %

**Functions:** Weighing, check weighing and accumulation

**Annunciators:** -0-, motion, gross, net, tare, total, lo-ok-hi, lb, kg, print

**Power:** 9V 600mA, 110-230V switch mode external power supply with USA/UK/EU interchangeable plug adapters

**Battery:** Four AA batteries (not included)

**Excitation Voltage:** 5 VDC up to 55mA

**Communication:** One USB (VCP) and one RS-232 bi-directional full duplex port. Optional COM cables.

**Calibration:** Front panel, multi-point

**Floor Scale Connection:** 9.8" / 250 mm cable is fixed to indicator side with quick release connector. An additional 14.76' / 4.5 m of cable is connected to the floor scale junction box.

**Accessories:** See DCSB Series (deck only) and SBI 240 Indicator page

### Floor Specifications

**J-Box:** Weatherproof IP65 ABS housing with top access for ease of installation and service

**Leveling Feet:** Four top access holes for a quick installation

**Threaded Eye Bolts:** Four threaded top access eye-bolt holes for easy mobility and pit service

**Corner Protection:** Closed corners to prevent damage to leveling feet while installing the scale

**Load Cell:** Four waterproof IP67, NTEP approved, 350 Ohm ± 3.5 load cells

**Load Cell Rated Output:** 3 mV/V

**Overload Protection:** 150% of rated capacity

**Certifications:** NTEP CC #15-084, Class III, Measurement Canada AM-6006 (indicator) and CC #02-070 (base), Prop 65, ETL power adapter, UKCA, CE, RoHS 3, WEEE

Part Number	Model	Platform Size (L x W)	Capacity	Ship Weight
810036380041	DCSB3636-02	36" x 36" / 915 x 915 mm	2500 lb x 0.5 lb / 1250 kg x 0.2 kg	170 lb
810036380058	DCSB4848-05	48" x 48" / 1220 x 1220 mm	5000 lb x 1 lb / 2500 kg x 0.5 kg	320 lb
810036380072	DCSB5959-05	59" x 59" / 1500 x 1500 mm	5000 lb x 1 lb / 2500 kg x 0.5 kg	495 lb
810036380065	DCSB4848-10	48" x 48" / 1220 x 1220 mm	10,000 lb x 2 lb / 5000 kg x 1 kg	315 lb
810036380089	DCSB5959-10	59" x 59" / 1500 x 1500 mm	10,000 lb x 2 lb / 5000 kg x 1 kg	475 lb

*Note: Multiple packs of five+ are available upon request.*

## APPLICATIONS

**LIGHT INDUSTRIAL  
LIVESTOCK**


**SHIPPING  
WAREHOUSE**

## DCSB Floor Scale with SBI 521 LED Indicator

### Features



- **Accuracy**– NTEP 5000d, Class III
- **Capacity**–  
5000 lb x 1 lb / 2500 kg x 0.5 kg  
10,000 lb x 2 lb / 5000 kg x 1 kg
- **Construction**– Carbon steel fabrication with ¼" / 6 mm thick safety tread top plate & heavy duty welded channel under structure, 150% overload protection
- **Power**– 6 volt 4 AH rechargeable internal lead acid battery with 110/220 AC internal transformer
- **Display**– 0.7" / 17 mm LED
- **Operator Keys**– Hold/Setup, Print/Func, N/G/Total, Unit/Data, Tare/Preset, Zero/On/Off
- **Warranty**– Includes three year parts on DCSB deck from time of purchase. Consult factory.



### Indicator Specifications

**Unit:** lb, kg

**Power:** 6V 4 AH rechargeable internal lead acid battery with 110/220 AC internal transformer

**Serial Port 1:** Full-duplex RS-232

**Serial Port 2:** Full-duplex RS-232 or half-duplex RS-485

**Digital Calibration:** Front panel calibration and configuration

**Functions:** Motion, zero, net, gross, tare, total, lb, kg, %, pcs, oz, peak/hold, hi, ok, lo, ac/chg

**Display:** Up to 50,000 graduations

**Certifications:** NTEP at 5,000d, Class III, CC #11-119

**Accessories:** See DCSB Series (deck only) and SBI 521 Indicator page

### Floor Specifications

**J-Box:** IP65 ABS housing with top access for ease of installation and service

**Leveling Feet:** Four top access holes for a quick installation

**Threaded Eye Bolts:** Two threaded top access eye-bolt holes for easy mobility and pit service

**Corner Protection:** Closed corners to prevent damage to leveling feet while installing the scale

**Interface Cable Length:** 15' / 4.5 m with tinned leads (included)

**Load Cell:** NTEP approved, IP67 potted 350 ohm +/- 3.5Ω

**Overload Protection:** 150% of rated capacity

Part Number	Model	Platform Size (L x W)	Capacity	Ship Weight
816965005352	DCSB4848-05	48" x 48" / 1219 x 1219 mm	5000 lb x 1 lb / 2500 kg x 0.5 kg	320 lb
810036380096	DCSB5959-05	59" x 59" / 1500 x 1500 mm	5000 lb x 1 lb / 2500 kg x 0.5 kg	495 lb
816965005376	DCSB4848-10	48" x 48" / 1219 x 1219 mm	10,000 lb x 2 lb / 5000 kg x 1 kg	315 lb
810036380102	DCSB5959-10	59" x 59" / 1500 x 1500 mm	10,000 lb x 2 lb / 5000 kg x 1 kg	475 lb

Note: Multiple packs of five+ are available upon request.





## SBI 140

### Features

- **Resolution**— Displayed up to 1:10,000; internal 1:520,000
- **Construction**— Stainless steel/ABS case, complete with wall bracket and desk mount
- **Power**— Four AAA batteries or 9 VDC, 600mA adapter (both included)
- **Display**— Five digit 0.65" / 17 mm digits with seven segment LCD
- **Operator Keys**— On/Off/Zero, Tare, Unit, Hold/Print



### Specifications

**Unit:** lb, lb/oz, kg

**Protocol:** Standard NCI interfaces to most common shipping software including, UPS™ Worldship Online and FedEx®. Not legal for trade.

**Capabilities:** Drives up to four load cells; compatible with all Brecknell platforms and any system with up to four 350 Ohm load cells 4.4 VDC, up to 55mA

**Connection:** 7.7" / 200 mm cable fixed to indicator with connector. Additional 16.4' / 5 m pigtail cable with connector that attaches to the indicator connector.

**RS-232:** Supplied complete with 10' / 3 m cable (nine pin to nine pin type connector, bi-directional full duplex)

**Annunciators:** Zero, net, hold, kg/lb

**Calibration:** Front panel accessible

**Battery Life:** Battery life approximately 20 hours continuous

**Operating Temperature:** 41° F to 95° F / 5° C to 35° C

**Scale Dimension (L x W x H):**

6.5" x 1.2" x 3.2"  
165 mm x 30 mm x 81 mm

**Options (not included) (L x W x H):**

Floor Stand:  
13.8" x 13.8" x 1" / 350 mm x 350 mm x 25 mm  
Overall Height: 37" / 940 mm  
Weight: 10 lb / 4.5 kg

**Packaging Dimension (L x W x H):**

9.25" x 7.25" x 3" / 235 mm x 184 mm x 76 mm

**Certifications:** Full FCC compliance, ETL power adapter, CE, UKCA, WEEE

Part Number	Description	Ship Weight
52751-0556	SBI 140 LCD Indicator	3 lb

### Accessories / Options

Part Number	Capacity	Ship Weight
810036380355	Indicator floor stand	11 lb

## APPLICATIONS

LIGHT INDUSTRIAL WAREHOUSE  
VETERINARY/MEDICAL

Indicators

## SBI 210

### Features

- **Resolution**– 100 -100,000d primary; 25 - 125,000d secondary. Unapproved.
- **Construction**– Rugged ABS enclosure housing with both desk and pole mounting brackets
- **Power**– 9V 600mA universal power supply with USA/UK/EU adapters (included) or six AA batteries (not included)
- **Display**– Six large, easy-to-read 1.5" / 38 mm high digits, large seven segment LCD with white backlight
- **Operator Keys**– On/Off/Zero, Tare, Unit, Print, Hold, Accumulate/Total



### Specifications

**Scales Functionality:** Designed to be easy and simple to use. Ideal for most general weighing, veterinary or medical applications.

**Unit Switching:** lb, kg, pcs, %

**Tare:** 100% subtractive. Ideal for portion control applications.

**Check Weighing:** Used when packing or filling to a set weight. This provides the operator a fast & simple visual to let them know the product is within the accepted weight window.

**Counting:** Used for stock control or to quickly work out the quantity of items within a box

**Accumulation:** Used to get the final consignment weight total

**Hold:** This SBI 210 indicator has three main hold functions: manual hold, automatic hold and animal averaging hold making it ideal for a wide range of weighing applications.

**Percentage:** Used to carry out weightments on % basis

**BMI (MS1000-LCD):** Calculates the Body Mass Index (BMI)

**Indicator Mounting:** Can be desk mounted or pole mounted either vertically or horizontally

**Battery Life:** 24 hours with backlight, 37 hours without

**Communication:** One USB (VCP) and One RS-232 bi-directional full duplex port (optional COM cables)

**Calibration:** Front panel accessible

**Load Cell Capability:** Can run up to four 350 Ohm load cells

**Indicator Connection:** 9.8" / 250 mm cable is fixed to indicator side with quick release connector. An additional 14.76' / 4.5 m of cable connects to the floor scale junction box (consult factory).

**Annunciators:** -0-, motion, gross, net, tare, hold, pcs, %, HI/OK/LOW, battery, accumulation

**Operating Temperature:** 14° F to 104° F / -10° C to 40° C

**Dimensions (L x W x H):**  
9.5" x 4.9" x 2.5"  
241 mm x 125 mm x 64 mm

**Packaging Dimension (L x W x H):**  
5" x 9" x 4.5"  
385 mm x 230 mm x 122 mm

**Certifications:** FCC compliant, Prop 65, ETL power adapter, UKCA, CE, RoHS 3, WEEE

### Accessories / Options

Part Number	Description	Ship Weight
81003630287	SBI 210 LCD Indicator	4.4 lb

Note: MS1000-LCD Indicator, consult factory.

Part Number	Capacity	Ship Weight
810036380355	Indicator floor stand	11 lb
AWT05-100562	14.7' interface cable	5 lb
AWT05-100563	SBI 100 converter	0.4 lb
AWT05-507974	5.9' USB cable	0.5 lb
1140-13842	10' RS-232 cable	0.5 lb





## SBI 240

### Features

Measurement  
Canada Approval



- **Accuracy**– NTEP and Canadian approved for 5000d, Class III
- **Resolution**– 100-100,000d primary units / 100-125,000d second unit
- **Construction**– Robust die cast aluminium indicator housing with adjustable steel desk/wall bracket
- **Power**– 9V 600mA, 110-230V switch mode external power supply and comes standard with USA/UK/EU interchangeable plug adapters or four AA batteries (not included)
- **Display**– 6½ digits 1" / 25 mm high, large seven segment LCD with white backlight
- **Operator Keys**– Setup, Print/Func, Acc/Total, Unit/ Data, Tare/ Preset, Zero/On/Off



### Specifications

**Unit:** lb, oz, lb/oz, kg, g, pcs, %

**Protocol:** Standard NCI interfaces to most common shipping software including, USPS™ Worldship Online

**Functions:** Weighing, counting, check weighing, percentage weighing and accumulation

**Load Cell Capability:** Can run up to four 350 Ohm load cells

**Excitation:** 5 VDC up to 55mA

**Internal ADC:** 16,000,000

**Indicator Connection:** 9.8" / 250 mm cable is fixed to indicator side with quick release connector. An additional 14.76' / 4.5 m of cable connects to the floor scale junction box (included).

**Communication:** One USB (VCP) and One RS-232 bi-directional full duplex port

**Annunciators:** -0-, motion, gross, net, tared, total, pcs, lb, kg, lo, ok, hi

**Calibration:** Front panel accessible

**Battery Life (One Load Cell):** 35 hours with backlight, 50 hours no backlight

**Battery Life (Four Load Cells):** 32 hours with backlight, 45 hours no backlight

**Time and Date:** Year/Month/Day

**Operating Temperature:** 14° F to 104° F / -10° C to 40° C

**Dimensions (L x W):** 9.5" x 4.9" x 2.5"  
241 mm x 125 mm x 64 mm

**Shipping Dimensions (L x W x H):** 11" x 10" x 4"  
280 mm x 250 mm x 100 mm

**Certifications:** CE, NTEP COC #15-084 (indicator), Measurement Canada AM-5998, RoHS 3, UKCA, ETL power adapter, WEEE

Part Number	Description	Ship Weight
816965006960	SBI 240 LCD Indicator	3 lb

### Accessories / Options

Part Number	Capacity	Ship Weight
810036380355	Indicator floor stand	11 lb
AWT05-507974	5.9' USB cable	0.5 lb
1140-13842	10' RS-232 cable	0.5 lb

## APPLICATIONS

**LIGHT INDUSTRIAL  
SHIPPING**

**WAREHOUSE**

Indicators

## SBI 521

### Features

**IP65**

Measurement  
Canada Approval



- **Accuracy**– NTEP 10,000 divisions, Class III
- **Resolution**– 100 -100,000d primary units; 100 - 125,000d secondary units
- **Construction**– Heavy duty stainless steel IP65 with stainless steel swivel stand
- **Power**– 6V 4 AH rechargeable internal lead acid battery with 110/220 AC internal transformer (included) or external customer supplied 12 VDC
- **Display**– Seven digit, seven segment, 0.7" / 17 mm LED  
Six digit, seven segment, 1" / 25 mm LCD
- **Operator Keys**– Hold/Setup, Print/Func, N-G/Total, Unit/Data, Tare/Preset, Zero/On-Off



LCD



LED

Indicators

### Specifications

**Unit:** lb, lb/oz, kg, PCS, %

**Serial Point:** Two full duplex RS-232 serial port: demand or continuous

**Max Display Range:** -999,999 to 999,999

**Function:** Hold, counting, totalizing, check weighing, percentage, peak

**Digital Calibration:** Full front panel configuration

**Multi-Point Calibration:** Up to four points

**Peak Capture Rate:** 80Hz

**Real Clock:** Built-in nonvolatile real time and date

**Analog Circuit:** 24-bit A/D converter  
Division Number Range: 100-100,000

#### Load Cell Excitation:

Voltage: 5 VDC, Max. Current: 120mA, can power  
8 @ 350 Ohm load cells  
Max Sensitivity: -3 mV/V to +3 mV/V

#### Communication:

Serial Port1: Full-duplex RS-232  
Serial Port2: Full-duplex RS-232 or half-duplex RS-485  
Baud Rate: Selectable: 1200-2400-4800-9600-19200-38400-57600 bps  
Data Output Format: 8N1, 7O1, 7E1  
Protocol: Programmable  
Print Format: Selectable Gross Weight, Tare, Net, Time/Date, Scale ID, Percent, Count, Piece Weight, Total

**Approximate Battery Life:** LCD: 48 hrs\*; LED: 30 hrs\*

*\*Battery life will vary depending on number and type of load cells used, duration of backlight, temperature, and other factors*

**Operating Temperature:** 14° F to 104° F / -10° C to 40° C

#### Indicator Dimension (L x W x H):

3.5" x 10.5" x 8.5" / 89 mm x 267 mm x 216 mm

#### Packaging Dimension (L x W x H):

11" x 11" x 6.5" / 279 mm x 279 mm x 165 mm

**Certifications:** NTEP CC# 11-119, Measurement Canada AM-5923, FCC, Prop65, UL listed adapter

Part Number	Description	Ship Weight
AWT05-506154	SBI 521 LCD	10 lb
AWT05-506155	SBI 521 LED	10 lb

### Accessories / Options

Part Number	Description	Ship Weight
AWT05-100825	Indicator interface cable (15' / 4.5 m)	5 lb





### APPLICATIONS

ANGLING  
FOOD SERVICE

HEALTH CARE  
INDUSTRIAL

## ElectroSamson

### Features

- **Accuracy**– Within  $\pm 0.1\%$
- **Capacity**–  
22 lb x 0.02 lb/¼ oz / 10 kg x 0.01 kg  
55 lb x 0.05 lb/½ oz / 25 kg x 0.02 kg  
99 lb x 0.1 lb/1 oz / 45 kg x 0.05 kg
- **Construction**– Tough ABS case
- **Power**– 9V alkaline battery (included)
- **Display**– Angled 0.6" / 15 mm seven segment LCD
- **Operator Keys**– On/Zero, Off, Hold, Unit



### Specifications

**Unit:** lb, lb/oz, kg

**Battery Life:** Over eight hours continuous

**Functions:** 100% tare, hold, selectable units from lb, lb/oz or kg, auto-off after two minutes to help prolong battery life when not in use

**Annunciators:** Tare, hold

**Operating Temperature:** 0° C to +40° C / 32° to 104° F

**Scale Dimension (Hook to Hook) (L x W x H):**

13" x 3.75" x 2.25" / 330 mm x 95 mm x 76 mm

**Product Weight:** 0.85 lb / 0.38 kg

**Packaging Dimension (L x W x H):**

11" x 5.5" x 3" / 279 mm x 140 mm x 76 mm

**Packaging Contents:** Fixed hook, robust double hand metal lift bar and padded carrying pouch with belt clip

Part Number	Capacity	Ship Weight
816965007479	22 lb x 0.02 lb/¼ oz / 10 kg x 0.01 kg	1.5 lb
816965007486	55 lb x 0.05 lb/½ oz / 25 kg x 0.02 kg	1.5 lb
816965007493	99 lb x 0.1 lb/2 oz / 45 kg x 0.05 kg	1.5 lb



Sling



Padded carrying pouch with belt clip included



## APPLICATIONS

HEALTH CARE

VETERINARY

## MS-15

### Features

- **Accuracy**– Within  $\pm 0.2\%$
- **Capacity**– 44 lb x 0.01 lb / 20 kg x 5 g
- **Construction**– ABS plastic with removable weighing tray
- **Power**– Four AA batteries (included)
- **Display**– 1" / 25 mm LCD with four active digits
- **Operator Keys**: On/Tare, Mode, Memory



### Specifications

**Unit:** lb, kg

**Weighing Range:** 0.5 lb to 44 lb / 0.2 kg to 20 kg

**Operating Temperature:** 41° F to 95° F / 5° C to 35° C

**Scale Dimension (L x W):**

23" x 13" / 578 mm x 334 mm

**Inside Tray Dimension (L x W):**

23" x 11" / 584 mm x 292 mm

**Product Weight:** 6.6 lb / 3 kg

**Packaging Dimension (L x W x H):**

25" x 15" x 6" / 635 mm x 381 mm x 152 mm

**Packaging Contents:** Scale and manual

**Certifications:** FC, Prop 65, CE

Part Number	Capacity	Ship Weight
816965005123	44 lb x 0.01 lb / 20 kg x 5 g	9 lb







## MS-20 Series

### Features

- **Accuracy**– Within  $\pm 0.1\%$
- **Capacity**– 44 lb x 0.5 oz / 20 kg x 10 g
- **Construction**– Stainless steel or plastic weighing tray. Plastic housed indicator with 16"-26" coiled cable.
- **Power**– 9V 100mA AC adapter or 9V alkaline battery (not included)
- **Display**– 1" / 25 mm LCD with four active digits
- **Operator Keys**: On/Off/Tare, Unit, Hold



### Specifications

**Unit:** lb, lb/oz, kg

**Tray:** Stainless steel or plastic

**Operating Temperature:** 5° C to 35° C / 41° F to 95° F

**Tray Dimension (L x W x H):**

21" x 10" x 2" / 533 mm x 254 mm x 51 mm

**Inside Tray Dimension (L x W x H):**

MS20: 20½" x 10" x 2¾" / 521 mm x 254 mm x 60 mm

MS20S: 20½" x 11½" x 2¼" / 521 mm x 292 mm x 57 mm

**Packaging Dimension (L x W x H):**

5 5/8" x 12 3/10" x 10 4/5"

143 mm x 313 mm x 275 mm

**Product Weight:** 8.2 lb / 3.7 kg

**Certifications:** Full FCC compliance; UL/CUL power adapter

Part Number	Model	Capacity	Ship Weight
816965000852	MS-20	44 lb x 0.5 oz / 20 kg x 10 g	9.1 lb
816965001002	MS-20S	44 lb x 0.5 oz / 20 kg x 10 g	10.75 lb



## APPLICATIONS

HEALTH CARE  
HEALTH CLUBS

SCHOOLS

Medical - Physician



## HS-200M

### Features

- **Capacity–**  
440 lb x 4 oz / 200 kg x 100 g
- **Construction–** Steel with durable white finish
- **Height Gauge to 7' / 210 cm**
- **Rollers Included for Easy Transport**
- **Easy-to-Read Dual Beam**
- **Dual Marked in Pounds / Kilograms**
- **Accurate Full Range Weights**



### Specifications

#### Scale Dimension (L x W x H):

22" x 10.8" x 58.5" / 559 mm x 275 mm x 1485 mm

#### Platform Dimension (L x W):

14.75" x 10.8" / 375 mm x 275 mm

#### Height Rod Range:

2' to 7' x 0.125" / 60 cm to 210 cm x 0.1 cm

**Product Weight:** 38 lb / 17 kg

#### Packaging Dimension (L x W x H):

59" x 20" x 6" / 1499 mm x 508 mm x 152 mm

**Packaging Contents:** Manual, platform, height scale, weighing tower, wheels and miscellaneous hardware

Part Number	Capacity	Ship Weight
816965004850	440 lb x 4 oz / 200 kg x 100 g	40 lb





## HS-300

### Features

- **Accuracy**– Within  $\pm 0.1\%$
- **Capacity**– 660 lb x 0.2 lb / 300 kg x 0.1 g
- **Construction**– Mild steel with durable powder coated white finish
- **Power**– Four AAA batteries or 9 VDC, 600mA US power adapter (both included)
- **Display**– 0.625" / 17 mm high backlit LCD
- **Operator Keys**– Hold/Print, Unit, Tare, On/Off/Zero



### Specifications

**Unit:** lb, lb/oz, kg

**Serial Port:** One full duplex RS-232 with cable

**Battery Life:** Approximately 20 hours continuous

**RS-232:** Supplied complete with 10' / 3 mm cable (nine pin to nine pin type connector, bi-directional full duplex)

**Rollers Included for Easy Transport**

**Operating Temperature:** 41° F to 95° F / 5° C to 35° C

**Platform Dimension (L x W):**  
20.5" x 20.5" / 521 mm x 521 mm

**Height Rod Dimension:**  
2' to 7' x 0.125" / 60 cm to 210 cm x 0.1 cm

**Handrail Height (W x H):**  
16" x 49" / 406 mm x 1245 mm

**Indicator Dimension (L x W x H):**  
6.5" x 1.2" x 3.2" / 165 mm x 30 mm x 81 mm

**Packaging Dimension (L x W x H):**  
54.5" x 30.5" x 9" / 1384 mm x 775 mm x 230 mm

**Packaging Contents:** Platform, indicator, handrail, manual, height gauge, RS-232 cable, power supply and miscellaneous hardware

**Certifications:** Full FCC compliance, ETL power adapter, Prop 65, CE, UKCA, WEEE, RoHS

Part Number	Capacity	Ship Weight
816965004812	660 lb x 0.2 lb / 300 kg x 0.1 kg	54 lb

APPLICATIONS


HEALTH CARE

HEALTH CLUBS

## MS140-300 with SBI 140 LCD Indicator

### Features

- **Accuracy**– Within  $\pm 0.09\%$
- **Capacity**– 660 lb x 0.2 lb / 660 lb x 5 oz / 300 kg x 0.1 kg
- **Construction**– Stainless steel weighing surface with mild steel foam covered handrails. Rigid base design.
- **Power**– Four AAA batteries or 9 VDC, 600mA wall mount adapter (both included)
- **Display**– Five digit 0.65" / 17 mm digits with seven segment LCD
- **Operator Keys**– On/Off/Zero, Tare, Unit, Hold/Print



### Specifications

**Unit:** lb, lb/oz, kg

**Serial Port:** One full duplex RS-232 with cable

**RS-232:** Supplied complete with 10' cable (nine pin to nine pin type connector, bi-directional full duplex)

**Integrated Wheel Kit:** For easy portability

**Weight Hold:** May be used to freeze and store the displayed weight so that you may attend to the patient's needs

**Operating Temperature:** 41° F to 95° F / 5° C to 35° C

**Scale Dimension (L x W x H):**  
20.5" x 20.5" x 44.25" / 520 mm x 520 mm x 1135 mm

**Platform Dimension (L x W x H):**  
20.5" x 20.5" x 2.5" / 520 mm x 520 mm x 65 mm

**Indicator Dimension (L x W x H):**  
6.5" x 1.2 x 3.2" / 165 mm x 30 mm x 81 mm

**Packaging Dimension (L x W x H):**  
46" x 25" x 6" / 1168 mm x 635 mm x 152 mm

**Packaging Contents:** Manual, platform, three piece handles, power supply, RS-232 cable, indicator, three hex wrenches and pull through string

**Certifications:** FCC compliance, ETL power adapter

Part Number	Capacity	Ship Weight
816965004829	660 lb x 0.2 lb / 300 kg x 0.1 kg	55 lb





## CS-200M

### Features

- **Capacity**– 440 lb x 4 oz / 200 kg x 100 g
- **Construction**– Powder coated steel with die-cast beam



### Specifications

**Unit:** lb, kg

**Locking Rear Wheels for Safety**

**Swivel Front Wheels for Easy Transport**

**Lift Away Armrests for Easy Access**

**Accurate Full Range Weights**

**Scale Dimension (L x W x H):**

25" x 35" x 40" / 635 mm x 889 mm x 1016 mm

**Seat Dimension (L x W x H):**

14" x 16" x 13" / 350 mm x 405 mm x 340 mm

**Product Weight:** 70 lb / 32 kg

**Packaging Dimension (L x W x H):**

30" x 24" x 25" / 762 mm x 609 mm x 635 mm

**Packaging Contents:** Manual, footrest, two armrests, scale with wheel assembly, seat, back handle, weighing tower and miscellaneous hardware

Part Number	Capacity	Ship Weight
816965004843	440 lb x 4 oz / 200 kg x 0.1 kg	80 lb



## APPLICATIONS

ASSISTED LIVING

HEALTH CARE

Medical - Bariatric

## MS1000-LCD with SBI 210 LCD Indicator

### Features

- **Accuracy**– Within  $\pm 0.1\%$
- **Capacity**– 1000 lb x 0.5 lb / 500 kg x 0.2 kg
- **Construction**– Powder coated rugged smooth steel deck structure and built-in ramps, fitted with two handles and wheels for relocating the scale. Robust ABS plastic indicator with bench or pole brackets for mounting.
- **Power**– 9V 600mA power supply with US power adapter (included) or six AA batteries (not included)
- **Display**– Six large, easy-to-read 1.5" / 38 mm high digits, large seven segment LCD with white backlight
- **Operator Keys**– On/Off/Zero, Tare, Unit, Print, Hold, BMI



### Indicator Specifications

**Unit:** lb, kg

**Scale Functionality:** This scale is designed to be easy and simple to use

**Tare:** 100% subtractive

**BMI:** Calculates the Body Mass Index (BMI)

**Hold:** Used to freeze a displayed weight value once the patient steps off the scale

**Communication:** One USB (VCP) and one RS-232 bi-directional full duplex port. Optional COM cables

**Print Format:** Configurable

**Indicator Mounting:** Desk or pole mountable, either vertically or horizontally

**Operating Temperature:** 14° F to 104° F / -10° C to 40° C

**Indicator Dimension (L x W x H):**  
9.5" x 4.9" x 2.5" / 241 mm x 125 mm x 64 mm

**Packaging Dimension (L x W x H):**  
5" x 9" x 4.5" / 385 mm x 230 mm x 122 mm

**Certifications:** FCC compliant, Prop 65, ETL power adapter

Part Number	Capacity	Ship Weight
810036380263	1000 lb x 0.5 lb / 500 kg x 0.2 kg	110 lb

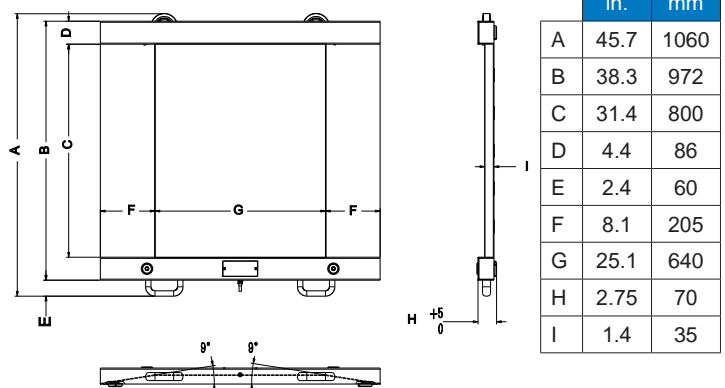
### Accessories / Options

Part Number	Description	Ship Weight
810036380355	Indicator floor stand	11 lb

### Floor Specifications

**Load Cell:** 4-planner beam load cells connect to the ABS junction box with 10 ft / 3 m interface cable

**Product Dimension:**



**Portable:** Fitted with two handles and wheels to easily relocate

**Ramp:** Designed with built-in 9 degree gradual angle to make entry and exit safe and easy

**Guard Rail Dimension (L x W):**  
33.85" x 27.6" / 860 mm x 700 mm

**Product Weight:** 100 lb / 45 kg

**Packaging Dimension (L x W x H):**  
48" x 47.2" x 8.1" / 1220 mm x 1200 mm x 205

**Packaging Contents:** MS1000-LCD platform, guard/handrail, indicator, power supply with US plug and indicator mounting brackets





## APPLICATIONS

**ANIMAL WEIGHING**  
**INDUSTRIAL**

**SHIPPING**  
**WAREHOUSE**

## PS1000 / PS2000

### Features

- **Accuracy**– Within  $\pm 0.1\%$
- **Capacity**–  
1000 lb x 0.5 lb / 500 kg x 0.2 kg  
2000 lb x 1 lb / 1000 kg x 0.5 kg
- **Construction**– Rugged steel with tread plate surface and stainless steel/ABS indicator
- **Power**– 9 VDC, 600mA adapter (included) or four AAA batteries (not included)
- **Display**– Five digit 0.625" / 17 mm digits with seven segment LCD
- **Operator Keys**– On/Off/Zero, Tare, Unit, Hold/Print



PS1000

Shown with optional indicator stand

### Indicator Specifications

**Unit:** lb, lb/oz, kg

#### Animal Weighing Software

**Functions:** Weight hold, stable weight indicators with auto power off

**Overload Capacity:** Capable of withstanding 150% capacity of weight without damaging scale

**RS-232:** Supplied complete with 10' / 3 m cable (nine pin to nine pin type connector, bi-directional full duplex)

**Calibration:** Front panel accessible

**Battery Life:** Approximately 20 hours continuous

**Operating Temperature:** 41° F to 95° F / 5° C to 35° C

**Indicator Dimension (L x W x H):**  
6.5" x 1.2" x 3.2" / 165 mm x 30 mm x 81 mm

**Packaging Dimension (L x W x H):**  
9.25" x 7.25" x 3" / 235 mm x 184 mm x 76 mm

**Certifications:** RoHS, WEEE, Prop65 and FCC compliant, ETL, UKCA/CE

### Floor Specifications

**Adjustable Foot Pads:** To work on uneven surfaces

**Two Handles:** Easily relocate

#### Ramped Ends

**Platform Dimension (L x W x H):**  
PS1000: 55.75" x 20.25" x 2.5"  
1416 mm x 514 mm x 64 mm

PS2000: 59" x 30" x 2.5"  
1498 mm x 762 mm x 64 mm

**Packaging Dimension (L x W x H):**  
PS1000: 57.5" x 22" x 4"  
1461 mm x 559 mm x 102 mm


PS2000: 64" x 36" x 7"  
1626 mm x 914 mm x 178 mm

**Options (not included) (L x W x H):**  
Floor Stand:  
13.8" x 13.8" x 1" / 350 mm x 350 mm x 25 mm  
Overall Height: 37" / 940 mm  
Weight: 10 lb / 4.5 kg

Part Number	Capacity	Ship Weight
816965001460	1000 lb x 0.5 lb / 500 kg x 0.2 kg	77 lb
816965003907	2000 lb x 1.0 lb / 1000 kg x 0.5 kg	124 lb

### Accessories / Options

Part Number	Description	Ship Weight
810036380355	Indicator floor stand	11 lb
816965007073	PS1000 mat kit	13 lb
816965007080	PS2000 mat kit	16 lb



PS2000

Shown with optional indicator stand

## APPLICATIONS

**ANIMAL WEIGHING**  
**INDUSTRIAL**

**SHIPPING**  
**WAREHOUSE**

## PS3000-LCD with SBI 210 Indicator

### Features

- **Accuracy**– Within  $\pm 0.1\%$
- **Capacity**– 3000 lb x 1 lb / 1500 kg x 0.5 kg
- **Construction**– Mild steel construction with safety tread plate surface and rubber mat. Robust ABS indicator housing.
- **Connection**– 250 mm / 9.8" cable fixed to indicator with connector, 3 m / 9.8' interface cable with connector
- **Power**– 9V 600mA universal power supply with USA/UK/EU adapters (included) or six AA batteries (not included)
- **Display**– Six large, easy-to-read 1.5" / 38 mm high digits, large seven segment LCD with white backlight
- **Operator Keys**– On/Off/Zero, Tare, Unit, Print, Hold, Accumulate/Total



### Indicator Specifications

**Unit:** lb, kg, pcs, %

**Tare:** 100% subtractive

**Check Weighing:** Used when packing or filling to a set weight

**Counting:** Used for stock control or items within a box

**Accumulation:** Used to get the final consignment weight total

**Hold:** Captures and holds a stable weight on screen

**Percentage:** Used to carry out weightments on % basis

**Communication:** One USB (VCP) and one RS-232 bi-directional full duplex port. Optional COM cables

**Print Format:** Configurable

**Indicator Mounting:** Desk or pole mountable, either vertically or horizontally

**Operating Temperature:** 41° F to 95° F / 5° C to 35° C

**Indicator Dimension (L x W x H):**  
9.5" x 4.9" x 2.5" / 241 mm x 125 mm x 64 mm

**Packaging Dimension (L x W x H):**  
5" x 9" x 4.5" / 385 mm x 230 mm x 122 mm

**Certifications:** FCC compliant, Prop 65, ETL power adapter, UKCA, CE, RoHS 3, WEEE

### Floor Specifications

**Load Cell:** Four waterproof-IP67, 350 Ohm shear beam load cells with height adjustable feet

**J-Box:** Weatherproof IP65 ABS housing, fitted with a 10' / 3 m interface cable as standard

**Anti-Slip Rubber Mat:** Easy on animal hooves, reduce noise and risk of slipping (included)

**150% Overload Protection**

**Platform Dimension (L x W x H):**  
78.75" x 39.37" x 3.93" / 2000 mm x 1000 mm x 100 mm

**Platform Weight:** 264 lb / 120 kg

**Packaging Dimension (L x W x H):**  
81" x 42" x 7.1" / 2050 mm x 1050 mm x 180 mm

**Packaging Contents:** PS3000-LCD platform, indicator, power supply with USA/US/EU plug ends and indicator mounting brackets

**Options (not included) (L x W x H):**  
**Floor Stand:**  
13.8" x 13.8" x 1" / 350 mm x 350 mm x 25 mm  
Overall Height: 37" / 940 mm  
Weight: 10 lb / 4.5 kg

Part Number	Capacity	Ship Weight (platform + indicator)
810036380331	3000 lb x 1 lb / 1500 kg x 0.5 kg	275 + 4.4 lb

### Accessories / Options

Part Number	Description	Ship Weight
810036380355	Indicator floor stand	11 lb

Note: See SBI 210 page for more accessories.







6030

## Features

IP67

- **Accuracy**– Within  $\pm 0.06\%$
- **Capacity**–  
10 lb x 0.002 lb / 10 lb x 0.05 oz /  
160 oz x 0.05 oz / 5000 g x 1 g
- **Construction**– Food grade  
stainless steel upper cover and  
removable stainless steel platter  
for easy cleaning
- **Power**– 9 volt alkaline battery  
(included), AC adapter  
(not included)
- **Display**– 0.8" / 20 mm LCD with  
five digits
- **Operator Keys**– On/Off, Tare, Unit



## Specifications

**Unit:** lb, oz, lb/oz, kg, g

**Operating Temperature:** 41° F - 95° F / 5° C - 35° C

**Scale Dimension (L x W x H):**

6.6" x 5.9" x 0.1" / 170 mm x 160 mm x 40 mm

**Platter Dimension (L x W):**

5.9" x 4.7" / 150 mm x 120 mm

**Product Weight:** 1.5 lb / 0.6 kg

**Packaging Dimension (L x W x H):**

10" x 7.75" x 3" / 254 mm x 196 mm x 76 mm

**Certifications:** UKCA, CE, RoHS 3, WEEE, FCC, Prop 65

Part Number	Capacity	Ship Weight
816965006557	10 lb x 0.002 lb / 5000 g x 1 g	2 lb



## APPLICATIONS

FOOD INDUSTRY PORTION CONTROL

## Model C3235

### Features



- **Accuracy**— Within  $\pm 0.05\%$
- **Capacity**—  
6 lb x 0.001 lb / 3 kg x 0.0005 kg  
12 lb x 0.002 lb / 6 kg x 0.001 kg  
30 lb x 0.005 lb / 15 kg x 0.002 kg
- **Construction**— Washable and corrosion free ABS/stainless steel housing with food safe stainless steel weight platter
- **Power**— Internal main/AC adapter and rechargeable battery (approx. 20 hours)
- **Display**— Six digit, 0.5" / 13 mm high seven segment bright red LED with accept, over, under
- **Operator Keys**— Off, Zero, Function, Tare



### Specifications

**Unit:** lb, lb/oz, kg, g

**Keyboard:** Function key gives access to check weigh targets (with audible alarm), unit switching and count

**Annunciators:** lb, oz, kg, g, tare, over, under, accept, count, zero, and battery voltage

**Functions:** Count, unit switching, check weigh limits with alarm, auto off after 10 minutes of inactivity

**Battery Life:** Approximately 20 hours (charge time is 12 hours)

**Operating Temperature:** 23° F to 95° F / -5° C to 35° C

**Scale Dimension (L x W x H):**

9.25" x 11" x 4" / 235 mm x 285 mm x 110 mm

**Platter Dimension (L x W x H):**

7.5" x 9" x 0.5" / 190 mm x 229 mm x 13 mm

**Product Weight:** 8 lb / 3.7 kg

**Packaging Dimension (L x W x H):**

13.25" x 11" x 5.75" / 337 mm x 280 mm x 146 mm

**Certifications:** NSF, full FCC compliance, Prop 65, CEC, UL approved power adapter

Part Number	Capacity	Ship Weight
816965002535	6 lb x 0.001 lb / 3 kg x 0.5 g	10 lb
816965002542	12 lb x 0.002 lb / 6 kg x 1 g	10 lb
816965002559	30 lb x 0.005 lb / 15 kg x 2 g	10 lb





## Model C3236

### Features

IP68

- **Accuracy**– Within  $\pm 0.04\%$
- **Capacity**–  
6 lb x 0.005 lb / 3 kg x 0.0002 kg  
15 lb x 0.001 lb / 7 kg x 0.0005 kg  
30 lb x 0.002 lb / 15 kg x 0.001 kg
- **Construction**– Food grade 304 stainless steel housing and top pan and IP68 (NEMA4X) water ingress protection
- **Power**– Removable AC power adapter (included) along with a built-in rechargeable lead acid battery
- **Display**– Large 1.2" x 3.5" / 30 mm x 90 mm red LED display with five 0.6" / 15 mm high digits
- **Operator Keys**– On/Zero/Tare, Function, Unit, Off



### Specifications

**Unit:** lb, kg, g, lb-oz (not legal-for-trade)

**Main Functionality:** General weighing and check weighing with audio low, ok and high buzzer

**Battery Life:** Up to 62 hours

**Operating Temperature:** 14° F to 104° F / -10° C to 40° C

**Scale Dimension (L x W x H):**  
13" x 11.4" x 4.3" / 330 mm x 290 mm x 110 mm

**Platter Dimension (L x W):**  
7.5" x 10" / 190 mm x 255 mm

**Product Weight:** 10.5 lb / 4.5 kg

**Packaging Dimension:**  
14.4" x 13.2" x 5.7" / 365 mm x 335 mm x 145 mm

**Certifications:** FCC, Prop 65, UL, UKCA, CE, RoHS 3, WEEE

Part Number	Capacity	Ship Weight
816965007165	6 lb x 0.0005 lb / 3 kg x 0.0002 kg	7.7 lb
816965007172	15 lb x 0.001 lb / 7 kg x 0.0005 kg	7.7 lb
816965007189	30 lb x 0.002 lb / 15 kg x 0.001 kg	7.7 lb





## APPLICATIONS

CANDY STORE GROCERY STORES  
FARMERS MARKET

Price Computing

## PC3060

### Features

- **Accuracy**– NTEP approved for 3000 divisions, Class III
- **Capacity**– 30/60 lb x 0.01/0.02 lb  
15/30 kg / 0.005/0.01 kg
- **Construction**– Compact and robust ABS plastic housing with food grade 304 stainless steel weight platter
- **Power**– 120V 500mA power adapter (included) and a 6V/3.2 Ah lead acid rechargeable battery
- **Display**– Six large 2.5" x 0.8" / 65 mm x 20 mm high LCD display with blue backlit 1/2" / 12 mm high digits for displaying weight, unit price and total price
- **Operator Keys**– Eight function keys and 12 numeric entry keys: Change, Memory Add, PLU, Save, Quantity, Zero, Units, Tare



### Specifications

**Unit:** lb, kg

**Key Features:** Ten pre-stored PLU's, auto price clear and up to 100 entry accumulator

**Battery Life:** 40 hours

**Tare:** 100%

**Operating Temperature:** 14° F to 104° F / -10° C to 40° C

**Scale Dimension (L x W x H):**  
12.3" x 10.3" x 4.3" / 313 mm x 263 mm x 109 mm

**Platter Dimension (L x W):**  
8" x 10.3" / 204 mm x 263 mm

**Product Weight:** 7.2 lb / 3.3 kg

**Packaging Dimension (L x W x H):**  
14.4" x 13.2" x 7.5" / 365 mm x 335 mm x 190 mm

**Certifications:** 3000d NTEP CC #18-119, 3000d EC #0200-NAWI-05154

Part Number	Capacity	Ship Weight
816965007257	30/60 lb x 0.01/0.02 lb / 15/30 kg x 0.005/0.01 kg	8 lb






## 67XXU Series

### Features

Measurement  
Canada Approval



- **Accuracy**— NTEP and MC approved for 3000 divisions, Class III
- **Capacity**— 5 lb / 2.5 kg, 15 lb / 7.5 kg, 30 lb / 15 kg, 60 lb / 30 kg
- **Construction**—  
6702U/6710U: Aluminum plate understructure and stainless steel platter  
6720U: Heavy duty cast aluminum X shape support and stainless steel platter
- **Power**— 9 VDC, 600mA power adapter with center positive (included) or USB (VCP) cable (not included)
- **Display**— ABS plastic housing. 5½ digits seven segments 0.58" / 15 mm high LCD with blue back-light
- **Operator Keys**— Hold/Print, On/Off/Zero, Unit, Tare



6702U

### Specifications

**Unit:** lb, oz, lb/oz\* (\*non-NTEP), kg, g

**NSF Approved:** For use in food contact applications

**Easy-to-Install:** Bi-directional nine pin RS-232 and USB port. Interfaces to most electronic cash registers and point of sale software

**Interface Protocols:** NCI, ECR, 8213 (Sharp), EH (PS60)

**Quick Disconnect:** Makes all cable connections easy

**"Touchless" Tare:** Just wave or place your hand over the display to zero the scale. Electronic mechanism enhances food handling safety.

**Check Weighing:** OK annunciator with alarm

**Count Weighing:** Piece counting

**Hold:** Positive peak, negative peak, average hold and auto hold

**Auto Zero Tracking:** Zero light indicator and manual control when out of range

#### Configurable Photo Eye

**Zero Range:** Selectable up to full scale

**Alternate Calibration Points:** Allows use of less than full capacity weight for calibration

**Auto-Compensation:** Local gravity effects to avoid initial calibration with test weights

**Adjustable Filter Settings:** Reduce environmental vibration noise for rapid setting and quick measurements

**Communication:** USB (VCP) and nine pin RS-232

#### Remote Display Enclosure (L x W x H):

6702U/6710U:  
2.4" x 5.8" x 1.1" / 62 mm x 148 mm x 29 mm

#### Adjustable Height:


6702U/6710U: 2.75" - 3.25" / 69 mm x 82 mm  
6720U: 3.5" - 4" / 88 mm 101 mm

**Certifications:** NTEP 13-074\*, Measurement Canada AM-5912C, CE/UKCA, ETL power adapter, NSF/ANSI standard 169

\*Counting function non-trade approved



6710U



6720U

Model	Part Number	Platter Size	Capacity	Volt	Ship Weight
6702U	816965006137	6" x 10" 152 mm x 254 mm	5 lb x 0.001 lb / 2.5 kg x 0.0005 kg (external display)	110V	8 lb
6702U	816965005857		15 lb x 0.005 lb / 7.5 kg x 0.002 kg (external display)	110V	8 lb
6702U	816965006083		30 lb x 0.01 lb / 15 kg x 0.005 kg (external display)	110V	8 lb
6710U	816965005864	10" x 10" 254 mm x 254 mm	15 lb x 0.005 lb / 7.5 kg x 0.002 kg (external display)	110V	12 lb
6710U	816965005871		30 lb x 0.01 lb / 15 kg x 0.005 kg (external display)	110V	12 lb
6720U	816965005888	12" x 14" 305 mm x 355 mm	15 lb x 0.005 lb / 7.5 kg x 0.002 kg (internal display)	110V	13.7 lb
6720U	816965005895		30 lb x 0.01 lb / 15 kg x 0.005 kg (internal display)	110V	13.7 lb
6720U	816965005901		30 lb x 0.01 lb / 15 kg x 0.005 kg (external display)	110V	13.7 lb
6720U	816965006144		60 lb x 0.02 lb / 30 kg x 0.01 kg (internal display)	110V	13.7 lb

### Accessories / Options

Part Number	Description	Ship Weight
816965005918	6702U/6710U, 12" / 305 mm display post	1 lb
816965005925	6702U/6710U, display bracket attaches display to scale base	0.27 lb
1140-13842	10' / 3 m RS-232C interface cable (9-pin M/F pass through) (67XXU)	0.4 lb
AWT05-507974	6' / 1.8 m USB A to A cable (67XXU)	0.1 lb
816965005949	Remote display with cable 24" / 610 mm (67XXU)	0.5 lb
816965005932	Remote display with extension cable 7' / 2 m (67XXU)	0.4 lb
816965005963	Remote display kit with 12" / 305 mm post and 7' / 2 m cable (67XXU)	1.6 lb
816965005956	7' / 2 m display extension cable (67XXU)	0.4 lb

Model	Scale Dimension (L x W x H)	Remote Display Dimension (L x W x H)
6702U	11.8" x 6.4" x 3.1" 300 mm x 164 mm x 80 mm	2.4" x 5.8" x 1.1" 61.8 mm x 148.1 mm x 29 mm
6710U	12.9" x 10.4" x 3.1" 330 mm x 266 mm x 80 mm	2.4" x 5.8" x 1.1" 61.8 mm x 148.1 mm x 29 mm
6720U	13.9" x 12.0" x 3.4" 355 mm x 305 mm x 88 mm	Optional

Model	Packaging Dimension (L x W x H)
6702U	14.5" x 15.5" x 5.5" 368 mm x 393 mm x 139 mm
6710U	15.5" x 18.5" x 5.5" 393 mm x 469 mm x 139 mm
6720U	18.3" x 19.8" x 5.7" 465 mm x 505 mm x 145 mm





## CP103

### Features

- Windows® Driver
- POS Compatible
- Construction— ABS plastic
- Power—12 volt DC or AC adapter or DC power cable (not included)
- Configurable Baud— 1200 -115,200
- Data Bits— Fixed at eight
- Double High, Double Wide Capable
- RS-232
- Time and Date Standard
- Customize Logo Affixation
- Invert Printing



### Specifications

#### Serial RS-232

**Factory Default:** 9600, 8, N, 1\*

\*Configuration cable AWT05-508092 needed to change configuration

**Paper Width:** 2.3" / 58.4 mm

**Print Speed:** 90 mm / s max

**Paper Out Sensor**

**Data Buffer:** 10K

**Resolution:** 8 dot/mm (203 dpi)

**Number of Columns:** 24 or 32

\*Configuration cable \*AWT05-508092 (included)

**Operating Current:** >2 AMP

**Operating Temperature:** 41° F to 104° F / 0° C to 50° C

**Printer Dimension (L x W x H):**

4" x 3" x 1.8" / 104 mm x 75 mm x 48 mm

**Product Weight:** 0.32 lb / 0.15 kg

Part Number	Description	Ship Weight
816965005727	3" / 75 mm wide, thermal printer	1 lb

### Accessories / Options

Part Number	Description	Ship Weight
AWT05-100573	12 VDC US adapter	1 lb
AWT05-508093	RS-232 communication cable with tinned leads	0.5 lb
AWT25-501226	Direct DC power cable	0.1 lb
AWT05-508092	RS-232 configuration cable to DB9	0.5 lb
AWT25-501825	CP103 to York Chiller cable	0.5 lb
AWT25-501826	CP103 to 15-pin D sub (Agricultural indicators)	0.5 lb
AWT05-508096	CP103 to Digi Star Kit (see price sheet for kit details)	3 lb
AWT05-508097	CP103 to eight pin AMP connector (Agricultural indicator) kit (see price sheet for kit details)	3 lb
816965006465	1200 baud (9600 selectable) CP103 with mod for always ON (see price sheet for kit details)	3 lb
AWT05-507979	Paper rolls, 10 rolls per box	4 lb



VALUE IN  
WEIGHING

Load Cells

Load Cells

Brecknell's comprehensive range of load cells, transducers, weigh pads and hardware can be found in our online 2025 Load Cell catalog.







#### **Brecknell USA**

1000 Armstrong Drive  
Fairmont, Minnesota 56031

Toll-Free: 800-637-0529  
Telephone: 507-238-8702  
Fax: 507-238-8271

Email: [sales@brecknellscales.com](mailto:sales@brecknellscales.com)  
[www.brecknellscales.com](http://www.brecknellscales.com)

#### **Brecknell Canada**

6429 Abrams Street  
St Laurent, Quebec  
Canada H4S 1X9

Toll-Free: 800-561-9461  
Telephone: 514-695-0380  
Fax: 514-695-0385

Email: [sales@brecknellscales.ca](mailto:sales@brecknellscales.ca)  
[www.brecknellscales.ca](http://www.brecknellscales.ca)